

# Lumotronic<sup>®</sup>

LED LIGHTING & ELECTRONIC COMPONENTS

## LIGHTING SOLUTIONS

Deze nieuwe catalogus geeft U een beeld van ons product-gamma en mogelijkheden.  
Ze bevat onze meest verkochte producten, maar ook tal van nieuwigheden.  
Naast de producten in deze catalogus verdelen wij ook een aantal merken:  
LED voedingen van Meanwell, TCI en Fulham,  
VAL Architectural Lighting, TM Noodverlichting, en natuurlijk ook elektronische componenten.  
Wenst u de aparte catalogi van deze merken te ontvangen, laat dit dan weten aan onze sales-afdeling.

Veel leesplezier.

Ce nouveau catalogue vous donne une idée de notre gamme de produits et de nos possibilités.  
Il contient nos produits les plus vendus, mais aussi de nombreuses nouveautés.  
En plus des produits de ce catalogue, nous distribuons également un certain nombre de marques:  
Alimentations LED de Meanwell, TCI et Fulham,  
VAL Architectural Lighting, TM Éclairage de secours et bien sûr des composants électroniques.  
Si vous souhaitez recevoir des catalogues distincts de ces marques, veuillez en informer notre service commercial.

Beaucoup de plaisir de lecture.








































Dieser neue Katalog gibt Ihnen einen Überblick über unsere Produktpalette und Möglichkeiten.  
Es enthält unsere meistverkauften Produkte, aber auch viele Neuheiten.  
Neben den Produkten in diesem Katalog vertreiben wir auch eine Reihe von Marken:  
LED-Netzteile von Meanwell, TCI und Fulham,  
VAL Architectural Lighting, TM Notbeleuchtung und natürlich auch elektronische Komponenten.  
Wenn Sie die separaten Kataloge dieser Marken erhalten möchten,  
informieren Sie bitte unsere Verkaufsabteilung.

Viel Spaß beim Lesen.

This new catalog gives you an idea of our product range and possibilities.  
It contains our most sold products, but also many novelties.  
In addition to the products in this catalog, we also distribute a number of brands:  
LED power supplies from Meanwell, TCI and Fulham,  
VAL Architectural Lighting, TM Emergency lighting, and of course electronic components.  
If you wish to receive the separate catalogs from these brands, please let our sales department know.

Enjoy reading.

# Table of contents

			Page	
	<b>Power supplies</b>		5	
	<b>VAL Architectural Lighting</b>		7	
	<b>Emergency Lighting</b>		9	
	<b>Electronic Components</b>		11	
	<b>LEDstrips &amp; Link-LED</b>		13	
	<b>Aluminium profiles</b>		53	
	<b>Controllers</b>		71	
	<b>Casambi</b>		109	
	<b>Ceiling &amp; Downlights</b>		117	
	<b>Linear lighting</b>		129	
	<b>High bay</b>		151	
	<b>Floodlights</b>		155	
	<b>Tri-proof lamps</b>		159	





# POWER SUPPLIES

we are distributor of the full range of



## FULL CATALOG

available upon request, contact our sales department





# VAL

**ARCHITECTURAL LIGHTING**

## **CATALOG**

available upon request, contact our sales department

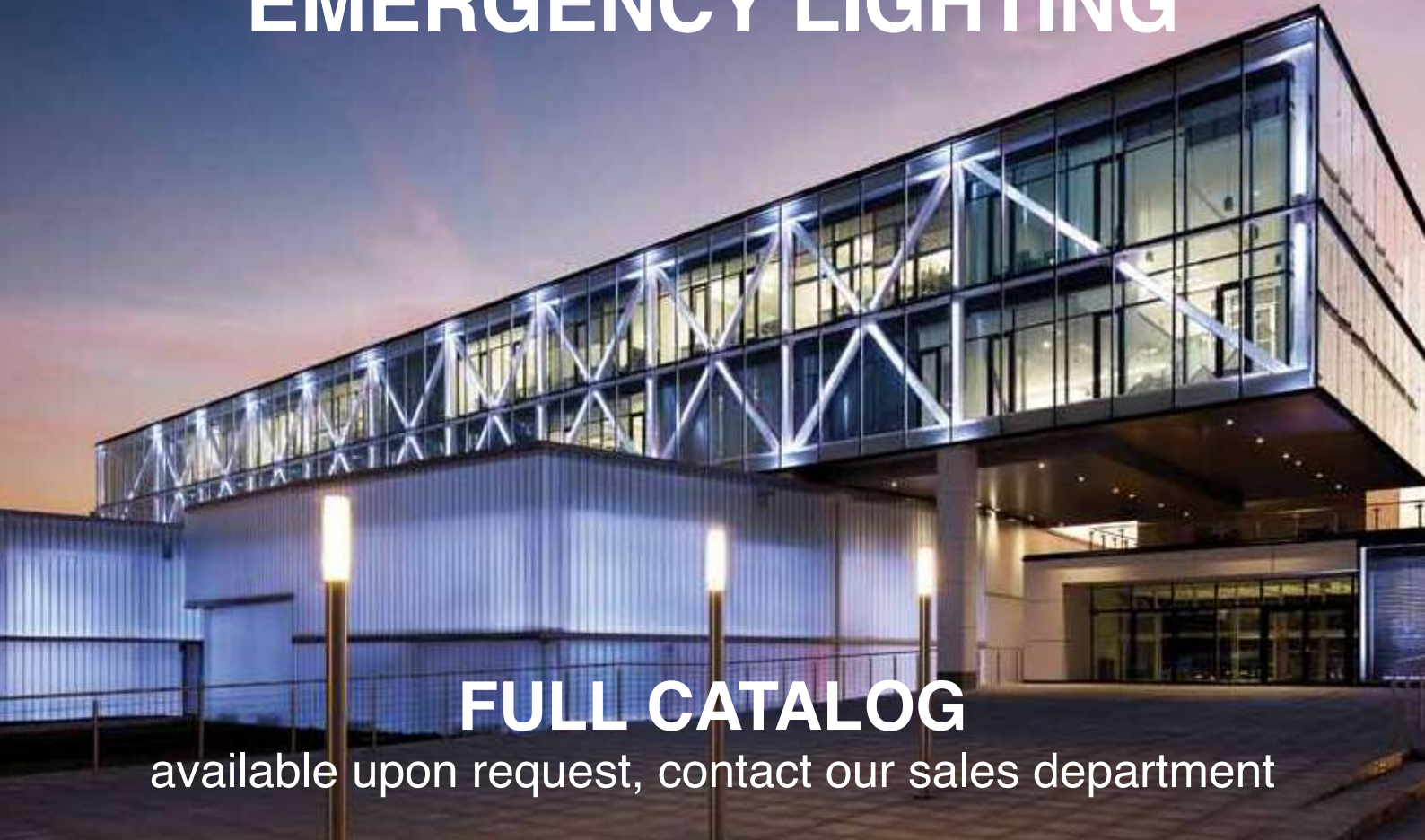








# EMERGENCY LIGHTING



## FULL CATALOG


available upon request, contact our sales department







# ELECTRONIC COMPONENTS



**FOR MORE INFORMATION**  
contact our sales department













# LEDSTRIPS & LINK-LED

**Lumotronic**<sup>®</sup>  
LED LIGHTING & ELECTRONIC COMPONENTS

# LEDSTRIP OVERVIEW

## SINGLE COLOR

Article nr	Page	 Watts	 Volts	 TYPE	 Cut (mm)				
LT-ST82X	16	9,6 W/m	24 Vdc	2216	25,0	●	○	●	●
LT-ST83X	17	19,2 W/m	24 Vdc	2216	25,0	●	○	○	○
LT-ST50X	19	12,0 W/m	24 Vdc	2835	50,0	●	○	●	○
LT-ST51X	20	10,1 W/m	24 Vdc	2835	71,4285	●	●	●	●
LT-ST52X	21	17,0 W/m	24 Vdc	2835	41,6666	●	●	●	●
LT-ST53X	22	20,2 W/m	24 Vdc	2835	71,4285	●	○	○	○
LT-ST84X	23	20,0 W/m	12 Vdc	2835	8,0	●	○	○	●
LT-ST86X	24	20,2 W/m	24Vdc	2835	35,70	●	○	○	○
LT-ST88X	25	9,6 W/m	24Vdc	2835	50,0	●	○	●	●
LT-ST89X	26	14,4 W/m	24Vdc	2835	50,0	●	○	●	●
LT-ST10X	28	4,8 W/m	12 Vdc	3528	50,0	●	○	●	●
LT-ST11X	29	9,6 W/m	24 Vdc	3528	50,0	●	○	●	●
LT-ST13X	30	19,0 W/m	24 Vdc	3528	50,0	●	○	○	○
LT-ST13X-B	31	19,0 W/m	24 Vdc	3528	25,0	●	○	○	○
LT-ST16X	32	28,8 W/m	24 Vdc	3528	50,0	●	○	○	○
LT-ST15X	33	14,4 W/m	24 Vdc	5050	100,0	●	○	●	●
LT-ST85X	35	44,0 W/m	24 Vdc	5730	50,0	●	○	○	○

NANO WATERPROOF LEDstrips must always be purchased at the required length.  
Never cut NANO WATERPROOF LEDstrips. This will damage the waterproof protection.

Do not place in direct sunlight.









Do not use in the area of chemical products.

● Available









○ Not available

# LEDSTRIP OVERVIEW









## CCT TUNABLE

Article nr	Page	 Watts	 Volts	 TYPE	 Cut (mm)	 IP33	 IP55 SIL. WP	 IP67 ST. WP	 IP67 NANO WP
LT-ST72A	36	19,2 W/m	24 Vdc	2835	100,0	●	○	○	○









## R G B

Article nr	Page	 Watts	 Volts	 TYPE	 Cut (mm)	 IP33	 IP55 SIL. WP	 IP67 ST. WP	 IP67 NANO WP
LT-ST209	37	7,2 W/m	12 Vdc	5050	100,0	●	○	●	●
LT-ST219	38	14,4 W/m	24 Vdc	5050	100,0	●	○	●	●
LT-ST240	39	20,0 W/m	24 Vdc	3535	50,0	●	○	○	○

## R G B WHITE


Article nr	Page	 Watts	 Volts	 TYPE	 Cut (mm)	 IP33	 IP55 SIL. WP	 IP67 ST. WP	 IP67 NANO WP
LT-ST252	41	19,2 W/m	24 Vdc	5050	100,0	●	○	●	●






## R G B CCT TUNABLE

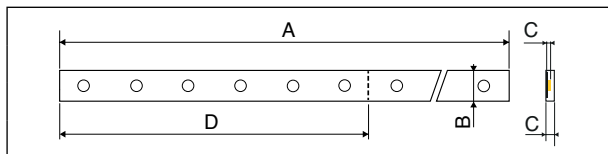
Article nr	Page	 Watts	 Volts	 TYPE	 Cut (mm)	 IP33	 IP55 SIL. WP	 IP67 ST. WP	 IP67 NANO WP
LT-ST253	43	20,0 W/m	24 Vdc	5050	100,0	●	○	○	○

● Available

○ Not available



 <b>CRI</b> COLOR REND. INDEX	> 90	 <b>W</b> POWER	9,6 W /m — 48,0 W/reel
	24 Vdc		2216 SMD 240 pcs/m (1200 pcs/reel)
	25,0 mm IP67 (NANO WP) ✂		



	A	B	C	D
IP33	5000	10	1,5	25,0
IP55 Silicon WP	/	/	/	/
IP67	5000	12	4	25,0
IP67 Nano WP	Specify	10	1,5	✂

IP33	IP67	IP67 Nano)	Light color	Lumen
LT-ST821	LT-ST821WP	LT-ST821NWP	2700K	720 Lm/m
LT-ST822	LT-ST822WP	LT-ST822NWP	6000K	820 Lm/m
LT-ST827	LT-ST827WP	LT-ST827NWP	3000K	750 Lm/m
LT-ST82N	LT-ST82NWP	LT-ST82NNWP	4000K	800 Lm/m

**OPTIONAL ACCESSORIES**






# 2216

# SINGLE COLOR

# 83 SERIES



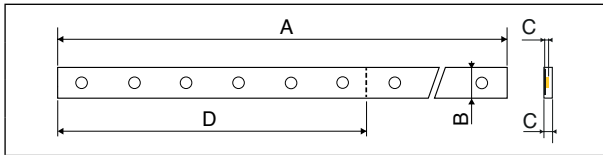
**CRI**  
COLOR REND  
INDEX > 90

**W**  
POWER 19,2 W /m – 96,0 W/reel

**Vdc**  
24 Vdc

**2216 SMD**  
320 pcs/m (1600 pcs/reel)

**25,0 mm**









	A	B	C	D
IP33	5000	10	1,5	25,0
IP55 Silicon WP	/	/	/	/
IP67	/	/	/	/
IP67 Nano WP	/	/	/	/

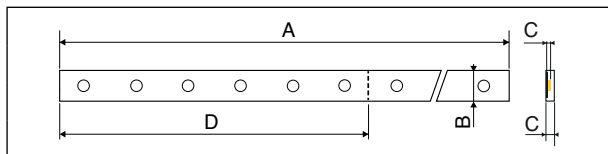
IP33	Light color	Lumen
LT-ST831	2700K	1774 Lm/m
LT-ST832	6000K	2028 Lm/m
LT-ST837	3000K	1830 Lm/m
LT-ST83N	4000K	1971 Lm/m

*do what you love*





 >80 Standard	 12,0 W/m – 60,0 W/reel
 >90 Optional	 24 Vdc
>98 Full Spectrum Optional	 2835 SMD 160 pcs/m (800 pcs/reel)
	 50,0 mm








	A	B	C	D
IP33	5000	8	1,5	50,0
IP55 Silicon WP	/	/	/	/
IP67	5000	10	4	50,0
IP67 Nano WP	/	/	/	/

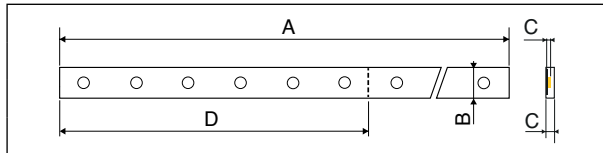
IP33	IP67	Light color	Lumen
LT-ST501	LT-ST501WP	2700K	1575 Lm/m
LT-ST502	LT-ST502WP	6000K	1660 Lm/m
LT-ST507	LT-ST507WP	3000K	1660 Lm/m
LT-ST508	LT-ST508WP	2300K	1472 Lm/m
LT-ST50N	LT-ST50NWP	4000K	1712 Lm/m

**OPTIONAL ACCESSORIES**





	>80 Standard
	>90 Optional
	>98 Full Spectrum Optional

	10,1 W / m — 50,5 W/reel
	24 Vdc
	2835 SMD 98 pcs/m (490 pcs/reel)
	71,4285 mm IP67 (NANO WP) ✂








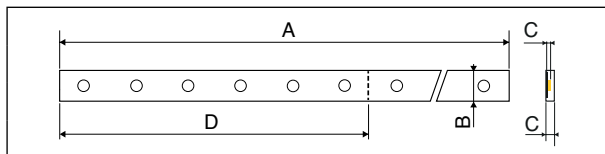
	A	B	C	D
IP33	5000	8	1,5	71,4285
IP55 Silicon WP	5000	8	4	71,4285
IP67	5000	10	4	71,4285
IP67 Nano WP	Specify	8	1,5	✂

IP33	IP55	IP67	IP67 Nano	Light color	Lumen
LT-ST511	LT-ST511SWP	LT-ST511WP	LT-ST511NWP	2700K	900 Lm/m
LT-ST512	LT-ST512SWP	LT-ST512WP	LT-ST512NWP	6000K	1080 Lm/m
LT-ST517	LT-ST517SWP	LT-ST517WP	LT-ST517NWP	3000K	940 Lm/m
LT-ST51N	LT-ST51NSWP	LT-ST51NWP	LT-ST51NNWP	4000K	1000 Lm/m

**OPTIONAL ACCESSORIES**




<p>&gt;80 Standard</p>	 17,0 W / m — 85,0 W/reel
<p> &gt;90 Optional</p>	 24 Vdc
<p>&gt;98 Full Spectrum Optional</p>	 2835 SMD 168 pcs/m (840 pcs/reel)
	 41,666 mm IP67 (NANO WP) ✂








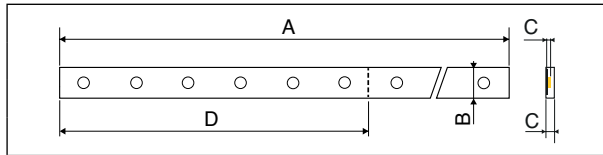
	A	B	C	D
IP33	5000	10	1,5	41,6666
IP55 Silicon WP	5000	10	4	41,6666
IP67	5000	12	4	41,6666
IP67 Nano WP	Specify	10	1,5	✂

IP33	IP55	IP67	IP67 Nano	Light color	Lumen
LT-ST521	LT-ST521SWP	LT-ST521WP	LT-ST521NWP	2700K	1480 Lm/m
LT-ST522	LT-ST522SWP	LT-ST522WP	LT-ST522NWP	6000K	1810 Lm/m
LT-ST527	LT-ST527SWP	LT-ST527WP	LT-ST527NWP	3000K	1590 Lm/m
LT-ST52N	LT-ST52NSWP	LT-ST52NWP	LT-ST52NNWP	4000K	1610 Lm/m

**OPTIONAL ACCESSORIES**

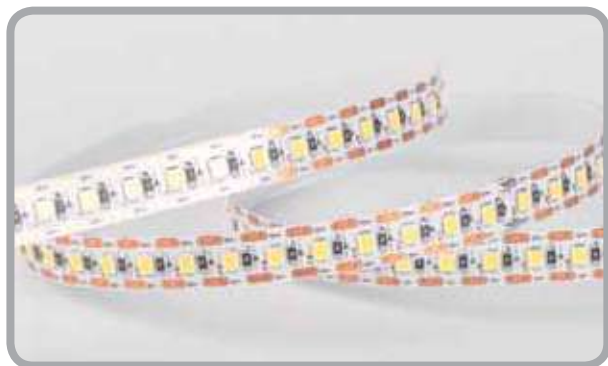








 >80 Standard	 20,2 W / m — 101,0 W/reel
>90 Optional	 24 Vdc
>98 Full Spectrum Optional	 2835 SMD 196 pcs/m (980 pcs/reel)
	 71,4285 mm

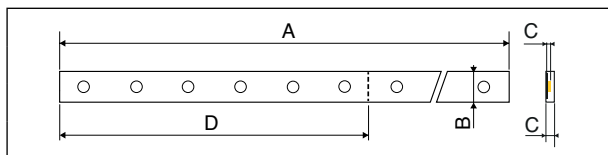


	<b>A</b>	<b>B</b>	<b>C</b>	<b>D</b>
IP33	5000	15	1,5	71,4285
IP55 Silicon WP	/	/	/	/
IP67	/	/	/	/
IP67 Nano WP	/	/	/	/

<b>IP33</b>	Light color	Lumen
LT-ST531	2700K	1740 Lm/m
LT-ST532	6000K	2050 Lm/m
LT-ST537	3000K	1800 Lm/m
LT-ST53N	4000K	1900 Lm/m









 <b>20,0 W / m – 100,0 W/reel</b>	>80 Standard
 <b>12 Vdc</b>	 >90 Optional
 <b>2835 SMD 124 pcs/m (620 pcs/reel)</b>	>98 Full Spectrum Optional
 <b>8,0 mm IP67 (NANO WP) ✂</b>	

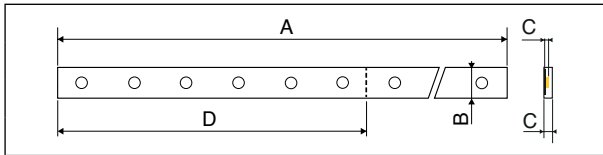


	<b>A</b>	<b>B</b>	<b>C</b>	<b>D</b>
IP33	5000	10	1,5	8,0
IP55 Silicon WP	/	/	/	/
IP67	/	/	/	/
IP67 Nano WP	Specify	10	1,5	✂

<b>IP33</b>	<b>IP67 Nano</b>	Light color	Lumen
LT-ST841	LT-ST841NWP	2700K	1600 Lm/m
LT-ST842	LT-ST842NWP	6000K	1750 Lm/m
LT-ST847	LT-ST847NWP	3000K	1750 Lm/m
LT-ST84N	LT-ST84NNWP	4000K	1900 Lm/m



 >80 Standard	 20,2 W /m – 101,0 W/reel
>90 Optional	 24 Vdc
>98 Full Spectrum Optional	 2835 SMD 224 pcs/m (1120 pcs/reel)
	 35,7 mm








	A	B	C	D
IP33	5000	10	1,5	35,7
IP55 Silicon WP	/	/	/	/
IP67	/	/	/	/
IP67 Nano WP	/	/	/	/

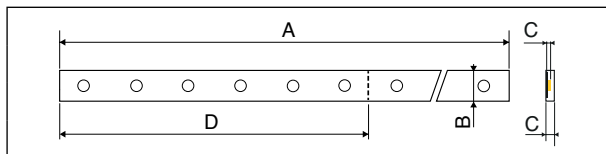
IP33	Light color	Lumen
LT-ST861	2700K	2740 Lm/m
LT-ST862	6000K	3036 Lm/m
LT-ST867	3000K	2937 Lm/m
LT-ST86N	4000K	3114 Lm/m




**20,0M one side connected LEDstrip**




>80 Standard	 9,6 W /m — 192,0 W/reel
 >90 Optional	 24 Vdc
>98 Full Spectrum Optional	 2835 SMD 120 pcs/m (2400 pcs/reel)
	 50,0 mm








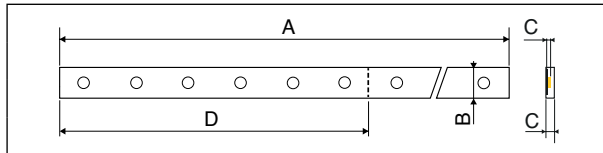
	A	B	C	D
IP33	20000	12	1,6	50,0
IP67-C	20000	14	4,0	50,0
	/	/	/	/
IP67 Nano WP	Specify	12	1,6	


IP33	IP67-C	IP67 Nano	Light color	Lumen
LT-ST880	LT-ST880WPC	LT-ST880NWP	1900K	830 Lm/m
LT-ST881	LT-ST881WPC	LT-ST881NWP	2700K	911 Lm/m
LT-ST882	LT-ST882WPC	LT-ST882NWP	6000K	960 Lm/m
LT-ST887	LT-ST887WPC	LT-ST887NWP	3000K	960 Lm/m
LT-ST888	LT-ST888WPC	LT-ST888NWP	2300K	851 Lm/m
LT-ST88N	LT-ST88NWPC	LT-ST88NNWP	4000K	1000 Lm/m

**OPTIONAL ACCESSORIES**



**10,0M one side connected LEDstrip**


>80 Standard	 14,4 W /m – 144,0 W/reel
 >90 Optional	 24 Vdc
>98 Full Spectrum Optional	 2835 SMD 120 pcs/m (1200 pcs/reel)
	 50,0 mm




	A	B	C	D
IP33	10000	12	1,6	50,0
IP67-C	10000	14	4,0	50,0
	/	/	/	/
IP67 Nano WP	Specify	12	1,6	





IP33	IP67-C	IP67 Nano	Light color	Lumen
LT-ST890	LT-ST890WPC	LT-ST890NWP	1900K	1245 Lm/m
LT-ST891	LT-ST891WPC	LT-ST891NWP	2700K	1366 Lm/m
LT-ST892	LT-ST892WPC	LT-ST892NWP	6000K	1440 Lm/m
LT-ST897	LT-ST897WPC	LT-ST897NWP	3000K	1440 Lm/m
LT-ST898	LT-ST898WPC	LT-ST898NWP	2300K	1276 Lm/m
LT-ST89N	LT-ST89NWPC	LT-ST89NNWP	4000K	1500 Lm/m

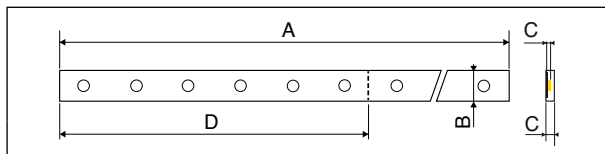
**OPTIONAL ACCESSORIES**






 CRI COLOR REND INDEX	>80 Standard
	>90 Optional

 4,8 W /m — 24,0 W/reel
 12 Vdc – (24 Vdc on demand)
 3528 SMD 60 pcs/m (300 pcs/reel)
 50,0 mm IP67 (NANO WP) ✂








	A	B	C	D
IP33	5000	8	2,5	50,0
IP55 Silicon WP	/	/	/	/
IP67	5000	10	4	50,0
IP67 Nano WP	Specify	8	2,5	✂

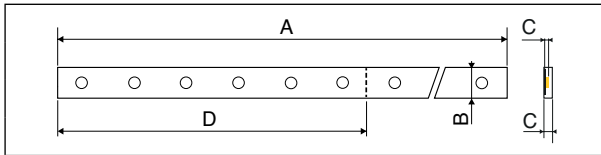
IP33	IP67	IP67 Nano	Light color	Lumen
LT-ST101	LT-ST101WP	LT-ST101NWP	2700K	320 Lm/m
LT-ST102	LT-ST102WP	LT-ST102NWP	6000K	430 Lm/m
LT-ST103	LT-ST103WP	LT-ST103NWP	Amber	---
LT-ST104	LT-ST104WP	LT-ST104NWP	Green	---
LT-ST105	LT-ST105WP	LT-ST105NWP	Blue	---
LT-ST106	LT-ST106WP	LT-ST106NWP	Red	---
LT-ST107	LT-ST107WP	LT-ST107NWP	3000K	350 Lm/m
LT-ST108	LT-ST108WP	LT-ST108NWP	2400K	295 Lm/m
LT-ST10N	LT-ST10NWP	LT-ST10NNWP	4000K	382 Lm/m

**OPTIONAL ACCESSORIES**





 <b>CRI</b> COLOR REND INDEX	>80 Standard
	>90 Optional

 <b>W</b> POWER	9,6 W /m — 48,0 W/reel
 <b>Vdc</b>	24 Vdc
	3528 SMD 120 pcs/m (600 pcs/reel)
	50,0 mm IP67 (NANO WP) ✂








	A	B	C	D
IP33	5000	8	2,5	50,0
IP55 Silicon WP	/	/	/	/
IP67	5000	10	4	50,0
IP67 Nano WP	Specify	8	2,5	✂

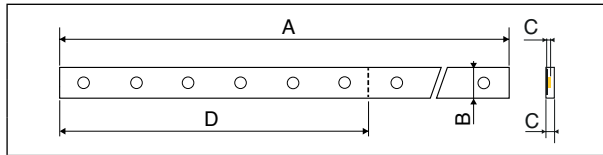
IP33	IP67	IP67 Nano	Light color	Lumen
LT-ST111	LT-ST111WP	LT-ST111NWP	2700K	640 Lm/m
LT-ST112	LT-ST112WP	LT-ST112NWP	6000K	860 Lm/m
LT-ST113	LT-ST113WP	LT-ST113NWP	Amber	---
LT-ST114	LT-ST114WP	LT-ST114NWP	Green	---
LT-ST115	LT-ST115WP	LT-ST115NWP	Blue	---
LT-ST116	LT-ST116WP	LT-ST116NWP	Red	---
LT-ST117	LT-ST117WP	LT-ST117NWP	3000K	700 Lm/m
LT-ST118	LT-ST118WP	LT-ST118NWP	2400K	590 Lm/m
LT-ST11N	LT-ST11NWP	LT-ST11NNWP	4000K	765 Lm/m

**OPTIONAL ACCESSORIES**




 <b>CRI</b> COLOR REND INDEX	>80 Standard
	>90 Optional






 <b>POWER</b>	19,0 W /m — 95,0 W/reel
 <b>Vdc</b>	24 Vdc
	3528 SMD 240 pcs/m (1200 pcs/reel)
	50,0 mm

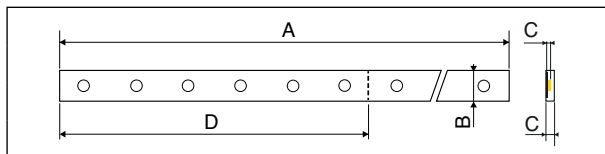


	<b>A</b>	<b>B</b>	<b>C</b>	<b>D</b>
IP33	5000	15	2,5	50,0
IP55 Silicon WP	/	/	/	/
IP67	/	/	/	/
IP67 Nano WP	/	/	/	/

<b>IP33</b>	Light color	Lumen
LT-ST131	2700K	1280 Lm/m
LT-ST132	6000K	1720 Lm/m
LT-ST133	Amber	---
LT-ST134	Green	---
LT-ST135	Blue	---
LT-ST136	Red	---
LT-ST137	3000K	1400 Lm/m
LT-ST138	2400K	1180 Lm/m
LT-ST13N	4000K	1530 Lm/m




 C R I COLOR REND INDEX >80 Standard	 19,0 W /m — 95,0 W/reel
	 24 Vdc
>90 Optional	 3528 SMD 240 pcs/m (1200 pcs/reel)
	 25,0 mm







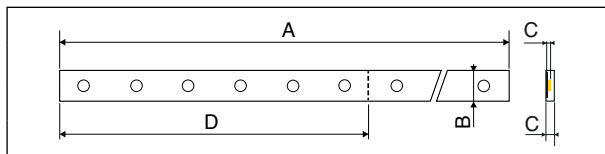
	A	B	C	D
IP33	5000	10	2,5	25,0
IP55 Silicon WP	/	/	/	/
IP67	/	/	/	/
IP67 Nano WP	/	/	/	/

IP33	Light color	Lumen
LT-ST131B	2700K	1280 Lm/m
LT-ST132B	6000K	1720 Lm/m
LT-ST133B	Amber	---
LT-ST134B	Green	---
LT-ST135B	Blue	---
LT-ST136B	Red	---
LT-ST137B	3000K	1400 Lm/m
LT-ST138B	2400K	1180 Lm/m
LT-ST13NB	4000K	1530 Lm/m




**CRI**  
 COLOR REND  
 INDEX  
 >80  
 Standard  
 >90  
 Optional

 <b>W</b> <b>POWER</b>	28,8 W /m – 144,0 W/reel
 <b>Vdc</b>	24 Vdc
	3528 SMD 360 pcs/m (1800 pcs/reel)
	50,0 mm








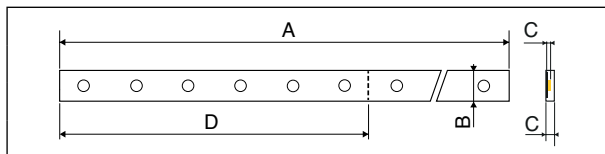
	<b>A</b>	<b>B</b>	<b>C</b>	<b>D</b>
IP33	5000	19	2,5	50,0
IP55 Silicon WP	/	/	/	/
IP67	/	/	/	/
IP67 Nano WP	/	/	/	/

<b>IP33</b>	Light color	Lumen
LT-ST161	2700K	1920 Lm/m
LT-ST162	6000K	2580 Lm/m
LT-ST163	Amber	---
LT-ST164	Green	---
LT-ST165	Blue	---
LT-ST166	Red	---
LT-ST167	3000K	2100 Lm/m
LT-ST168	2400K	1770 Lm/m
LT-ST16N	4000K	2295 Lm/m





 >80 Standard >90 Optional	 14,4 W / m – 72,0 W/reel
	 24 Vdc
	 5050 SMD 60 pcs/m (300 pcs/reel)
	 100,0 mm IP67 (NANO WP) ✂



	A	B	C	D
IP33	5000	10	2,5	100,0
IP55 Silicon WP	/	/	/	/
IP67	5000	12	4	100,0
IP67 Nano WP	Specify	10	2,5	✂

IP33	IP67	IP67 Nano	Light color	Lumen
LT-ST151	LT-ST151WP	LT-ST151NWP	2700K	1051 Lm/m
LT-ST152	LT-ST152WP	LT-ST152NWP	6000K	1413 Lm/m
LT-ST153	LT-ST153WP	LT-ST153NWP	Amber	---
LT-ST154	LT-ST154WP	LT-ST154NWP	Green	---
LT-ST155	LT-ST155WP	LT-ST155NWP	Blue	---
LT-ST156	LT-ST156WP	LT-ST156NWP	Red	---
LT-ST157	LT-ST157WP	LT-ST157NWP	3000K	1150 Lm/m
LT-ST158	LT-ST158WP	LT-ST158NWP	2400K	969 Lm/m
LT-ST15N	LT-ST15NWP	LT-ST15NNWP	4000K	1257 Lm/m

**OPTIONAL ACCESSORIES**

LT-ST002  
IP67 sealing cap



LT-ST-GLUE  
Silicon glue








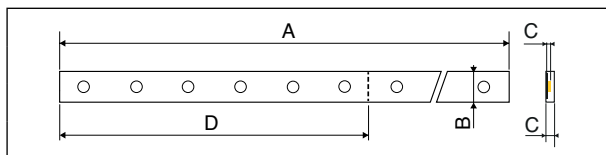
LT-ST-CON10  
Solderfree con. + wire (IP33)











 <b>CRI</b> COLOR REND INDEX	> 90	 <b>W</b> POWER	44,0 W / m – 110,0 W/reel
	24 Vdc		5730 SMD 120 pcs/m (300 pcs/reel)
	50,0 mm		

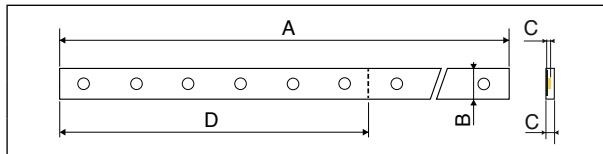


	<b>A</b>	<b>B</b>	<b>C</b>	<b>D</b>
IP33	<b>2500</b>	10	1,7	50,0
IP55 Silicon WP	/	/	/	/
IP67	/	/	/	/
IP67 Nano WP	/	/	/	/

<b>IP33</b>	Light color	Lumen
LT-ST851	2700K	3550 Lm/m
LT-ST852	6000K	3650 Lm/m
LT-ST857	3000K	3650 Lm/m
LT-ST85N	4000K	3800 Lm/m







	19,2 W /m – 96,0 W/reel
	24 Vdc
	2835 SMD 140 pcs/m (700 pcs/reel)
	100,0 mm

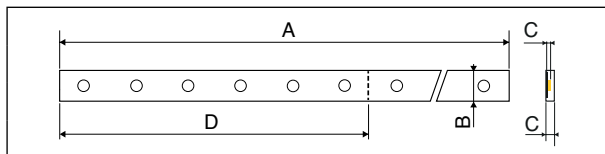



	<b>A</b>	<b>B</b>	<b>C</b>	<b>D</b>
IP33	5000	10	1,5	100,0
IP55 Silicon WP	/	/	/	/
IP67	/	/	/	/
IP67 Nano WP	/	/	/	/

	Light color		Lumen output		
	Warm w. (2700K)	Cool w. (6000K)	Warm white (2700K)	Cool white (6000K)	Total
LT-ST72A	2700K	6000K	954 Lm/m	1050 Lm/m	2000 Lm/m



 <b>W</b> POWER	7,2 W /m — 36,0 W/reel
 <b>Vdc</b>	12 Vdc
	5050 SMD 30 pcs/m (150 pcs/reel)
	100,0 mm



	<b>A</b>	<b>B</b>	<b>C</b>	<b>D</b>
IP33	5000	10	2,5	100,0
IP55 Silicon WP	/	/	/	/
IP67	5000	12	4	100,0
IP67 Nano WP	Specify	10	2,5	

<b>IP33</b>	<b>IP67</b>	<b>IP67 Nano</b>	Light color	Lumen
LT-ST209	LT-ST209WP	LT-ST209NWP	RGB	---

**OPTIONAL ACCESSORIES**

LT-ST002  
IP67 sealing cap







LT-ST-GLUE  
Silicon glue

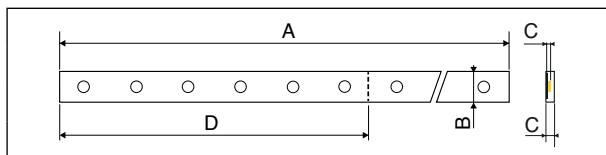



LT-ST-CON10RGB  
Solderfree con. + wire (IP33)





 <b>POWER</b>	14,4 W /m – 72,0 W/reel
 <b>Vdc</b>	24 Vdc
	5050 SMD 60 pcs/m (300 pcs/reel)
	100,0 mm







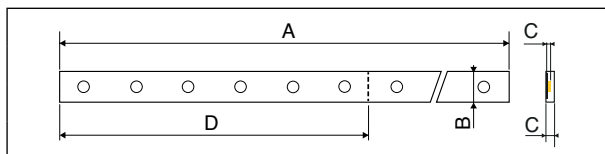
	<b>A</b>	<b>B</b>	<b>C</b>	<b>D</b>
IP33	5000	10	2,5	100,0
IP55 Silicon WP	/	/	/	/
IP67	5000	12	4	100,0
IP67 Nano WP	Specify	10	2,5	

<b>IP33</b>	<b>IP67</b>	<b>IP67 Nano</b>	Light color	Lumen
LT-ST219	LT-ST219WP	LT-ST219NWP	RGB	---

**OPTIONAL ACCESSORIES**




 <b>POWER</b>	20,0 W /m – 100,0 W/reel
 <b>Vdc</b>	24 Vdc
	3535 SMD 120 pcs/m (600 pcs/reel)
	50,0 mm







	<b>A</b>	<b>B</b>	<b>C</b>	<b>D</b>
IP33	5000	12	3,5	50,0
IP55 Silicon WP	/	/	/	/
IP67	/	/	/	/
IP67 Nano WP	/	/	/	/

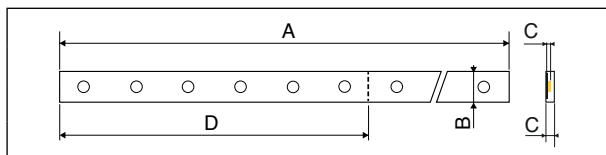
<b>IP33</b>	Light color	Lumen
LT-ST240	RGB	---









 <b>POWER</b>	19,2 W /m – 96,0 W/reel
 <b>Vdc</b>	24 Vdc
	5050 SMD 60 pcs/m (300 pcs/reel)
	100,0 mm







	<b>A</b>	<b>B</b>	<b>C</b>	<b>D</b>
IP33	5000	12	2,5	100,0
IP55 Silicon WP	/	/	/	/
IP67	5000	14	4	100,0
IP67 Nano WP	Specify	12	2,5	

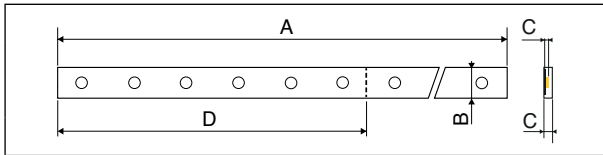
<b>IP33</b>	<b>IP67</b>	<b>IP67 Nano</b>	Light color	Lumen
LT-ST252-30	LT-ST252-30WP	LT-ST252-30NWP	RGBW (W=3000K)	---
LT-ST252-60	LT-ST252-60WP	LT-ST252-60NWP	RGBW (W=6000K)	---

**OPTIONAL ACCESSORIES**






 <b>POWER</b>	20,0 W /m – 100,0 W/reel
 <b>Vdc</b>	24 Vdc
	5050 SMD 60 pcs/m (300 pcs/reel)
	100,0 mm








	<b>A</b>	<b>B</b>	<b>C</b>	<b>D</b>
IP33	5000	12	2,1	100,0
IP55 Silicon WP	/	/	/	/
IP67	/	/	/	/
IP67 Nano WP	/	/	/	/

<b>IP33</b>	Light color	Lumen
LT-ST253	RGB+Tunable white (2300K - 6000K)	---








# LINK LED OVERVIEW

## SINGLE COLOR









Article nr	Page						
		WHITE	COLORS				
LT-LL85X-B	46	0,96 W/mod	0,48W /mod	12 Vdc	2835	1 pcs	●
LT-LL51X-B	47	0,96 W/mod	0,48W /mod	12 Vdc	2835	2 pcs	●
LT-LL88X-B	48	1,44 W/mod	0,72W /mod	12 Vdc	2835	3 pcs	●
LT-LL84X-B	49	2,00 W/mod	0,96W /mod	12 Vdc	2835	4 pcs	●



Article nr	Page						
		WHITE					
LT-LL94-B-RGB	51	0,72 W/mod		12 Vdc	5050	3	●









● Available      ○ Not available



 White : 0,96 W/mod. Color : 0,48 W/mod.	 60-120 mm single sided light box
 12 Vdc	 30 modules max. (or 10 meters)
 170°	 IP67
 2835 SMD 1/module	 30,0 x 21,5 mm









IP67 Per chain (30 modules)	Power	Light color	Lumen
LT-LL851-B	0,96W /module	2700K-3000K	90 Lm/module
LT-LL852-B	0,96W /module	6500K-7000K	90 Lm/module
LT-LL853-B	0,48W /module	Yellow (590-600nm)	10 Lm/module
LT-LL854-B	0,48W /module	Green (520-530nm)	40 Lm/module
LT-LL855-B	0,48W /module	Blue (460-470nm)	10 Lm/module
LT-LL856-B	0,48W /module	Red (620-630nm)	16 Lm/module
LT-LL857-B	0,96W /module	3000K-3300K	90 Lm/module
LT-LL85N-B	0,96W /module	4000K-4300K	90 Lm/module



 White : 0,96 W/mod. Color : 0,48 W/mod.	 50-150 mm single sided light box
 12 Vdc	 40 modules max. (or 10 meters)
 160°	 IP67
 2835 SMD 2/module	 45,5 x 16,0 mm

IP67 Per chain (40 modules)	Power	Light color	Lumen
LT-LL511-B	0,96W /module	2700K-3000K	86 Lm/module
LT-LL512-B	0,96W /module	6500K-7000K	90 Lm/module
LT-LL513-B	0,48W /module	Yellow (590-600nm)	10 Lm/module
LT-LL514-B	0,48W /module	Green (520-530nm)	40 Lm/module
LT-LL515-B	0,48W /module	Blue (460-470nm)	10 Lm/module
LT-LL516-B	0,48W /module	Red (620-630nm)	16 Lm/module
LT-LL517-B	0,96W /module	3000K-3300K	87 Lm/module
LT-LL51N-B	0,96W /module	4000K-4300K	88 Lm/module











 <b>POWER</b>	White : 1,44 W/mod. Color : 0,72 W/mod.	 <b>LIGHT BOX DEPTH</b>	120-280 mm single sided light box
 <b>Vdc</b>	12 Vdc	 <b>CIRCUIT LENGTH</b>	30 modules max. (or 10 meters)
 <b>BEAM</b>	160°	 <b>IP</b>	IP67
 <b>LED</b>	2835 SMD 3/module	 <b>SIZE</b>	70,0 x 16,0 mm

<b>IP67</b> Per chain (30 modules)0	Power	Light color	Lumen
LT-LL881-B	1,44W /module	2700K-3000K	135 Lm/module
LT-LL882-B	1,44W /module	6500K-7000K	135 Lm/module
LT-LL883-B	0,72W /module	Yellow (590-600nm)	15 Lm/module
LT-LL884-B	0,72W /module	Green (520-530nm)	60 Lm/module
LT-LL885-B	0,72W /module	Blue (460-470nm)	15 Lm/module
LT-LL886-B	0,72W /module	Red (620-630nm)	24 Lm/module
LT-LL887-B	1,44W /module	3000K-3300K	135 Lm/module
LT-LL88N-B	1,44W /module	4000K-4300K	135 Lm/module













 White : 2,00 W/mod. Color : 0,96 W/mod.	 80-300 mm single sided light box
 12 Vdc	 25 modules max. (or 10 meters)
 160°	 IP67
 2835 SMD 4/module	 41,0 x 41,0 mm

IP67 Per chain (25 modules)	Power	Light color	Lumen
LT-LL841-B	2,00W /module	2700K-3000K	180 Lm/module
LT-LL842-B	2,00W /module	6500K-7000K	180 Lm/module
LT-LL843-B	0,96W /module	Yellow (590-600nm)	20 Lm/module
LT-LL844-B	0,96W /module	Green (520-530nm)	80 Lm/module
LT-LL845-B	0,96W /module	Blue (460-470nm)	20 Lm/module
LT-LL846-B	0,96W /module	Red (620-630nm)	32 Lm/module
LT-LL847-B	2,00W /module	3000K-3300K	180 Lm/module
LT-LL84N-B	2,00W /module	4000K-4300K	180 Lm/module





 0,72 W/module	 60-150 mm single sided light box
 12 Vdc	 20 modules max. (or 10 meters)
 120°	 IP67
 5050 SMD 3/module	 66,0 x 15,0 mm

IP67 Per chain (20 modules)	Power	Light color	Lumen
LT-LL94-B-RGB	0,72W /module	Red (620-630nm)	Red : 7,5 Lm/module
		RGB Green (520-530nm)	Green : 25,0 Lm/module
		Blue (460-470nm)	Blue : 4,0 Lm/module









# ALUMINIUM PROFILES

**Lumotronic**<sup>©</sup>  
LED LIGHTING & ELECTRONIC COMPONENTS



# PROFILE OVERVIEW

Article nr	Page	MAX POWER W/m	MOUNTING				FROSTED COVER	ALUMINIUM	COLOR		SIZE	
			 SURF.	 REC.	 SUSP.	 WALL			WHITE	BLACK	WIDTH mm	HEIGHT mm
LT-LUMOPROF A	56	15,0	✓				●	●	○	○	17,5	7,0
LT-LUMOPROF B	57	20,0	✓				●	●	○	○	22,6	8,5
LT-LUMOPROF C	58	20,0	✓				●	●	○	○	22,6	15,5
LT-LUMOPROF D	59	20,0	✓				●	●	○	○	17,5	15,0
LT-LUMOPROF E	60	45,0	✓				●	●	○	○	35,0	35,0
LT-LUMOPROF F	61	20,0	✓				●	●	○	○	25,92	17,67
LT-LUMOPROF H	62	20,0		✓			●	●	○	○	25,0	15,0
LT-LUMOPROF I	63	15,0		✓			●	●	○	○	24,8	7,0
LT-LUMOPROF M	64	45,0		✓			●	●	○	○	44,0	35,0
LT-LUMOPROF Q	65	20,0		✓			●	●	○	○	29,9	10,0
LT-LUMOPROF Z	66	40,0	✓				●	●	○	○	44,8	11,3
LT-LUMOPROF2020	67	20,0	✓				●	●	○	○	20,0	20,0
LT-LUMOPROF2114	68	20,0	✓				●	●	○	○	21,0	21,0
LT-LPR2525	69	25,0	✓		✓	✓	●	○	●	●	25,0	25,0

● Available

○ Not available







✓ Standard version

# LEDSTRIP PROFILES

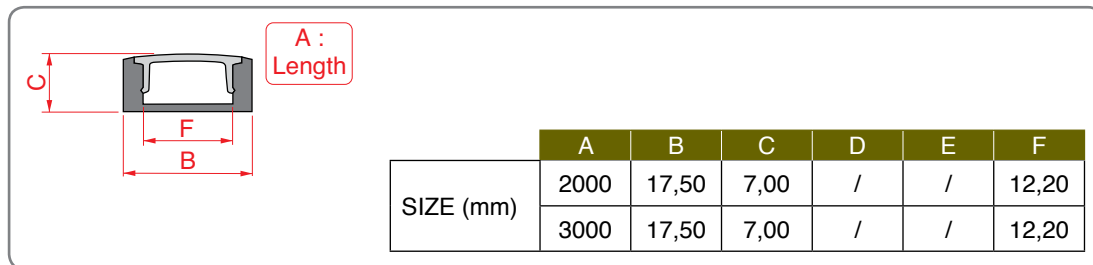
## LT-LUMOPROF A

## SURFACE MOUNT



 COLOR	Aluminium (black/white on demand MOQ)
 MATERIAL	AL6063-T5
 POWER p/m	15 W/m maximum
 MOUNTING MONTAGE	Surface mount
 IP	IP20
 SIZE	Length x 17,5 x 7,0 mm

Art. No.	Description
LT-LUMOPROF2A-F	Aluminium LED strip profile + frosted cover / Length: 2 meter
LT-LUMOPROF3A-F	Aluminium LED strip profile + frosted cover / Length: 3 meter
LT-LUMOPROFAMB	Mounting bracket
LT-LUMOPROFAEC	Endcap
LT-LUMOPROFAECC	Endcap + cable hole











# LEDSTRIP PROFILES

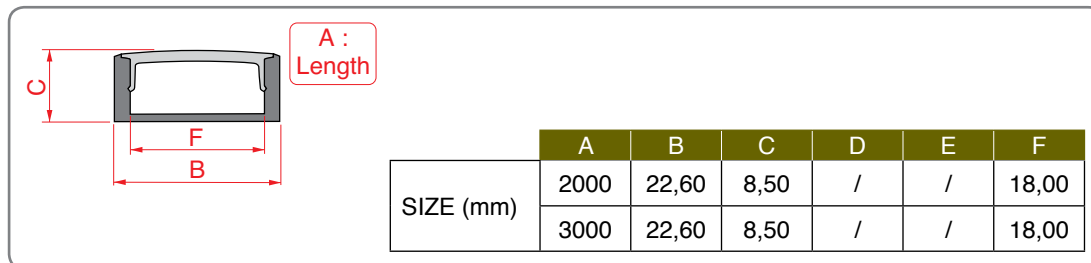
## LT-LUMOPROF B



## SURFACE MOUNT

 COLOR	Aluminium (black/white on demand MOQ)
 MATERIAL	AL6063-T5
 POWER p/m	20 W/m maximum
 MOUNTING MONTAGE	Surface mount
 IP	IP20
 SIZE	Length x 22,6 x 8,5 mm

Art. No.	Description
LT-LUMOPROF2B-F	Aluminium LED strip profile + frosted cover / Length: 2 meter
LT-LUMOPROF3B-F	Aluminium LED strip profile + frosted cover / Length: 3 meter
LT-LUMOPROFBMB	Mounting bracket
LT-LUMOPROFBEC	Endcap
LT-LUMOPROFBEC	Endcap + cable hole









# LEDSTRIP PROFILES

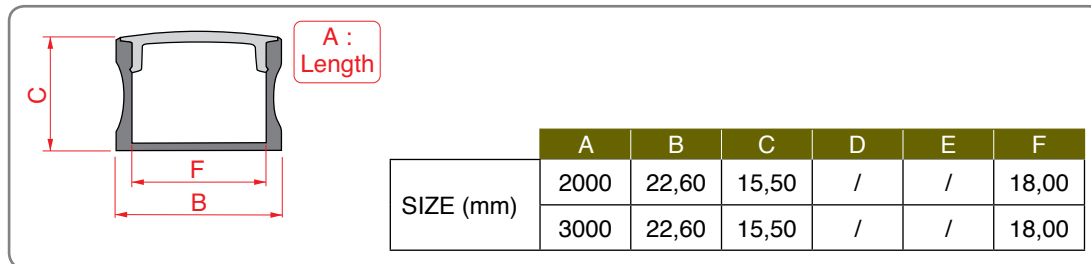
## LT-LUMOPROF C

## SURFACE MOUNT



 COLOR	Aluminium (black/white on demand MOQ)
 MATERIAL	AL6063-T5
 POWER p/m	20 W/m maximum
 MOUNTING MONTAGE	Surface mount
 IP	IP20
 SIZE	Length x 22,6 x 15,5 mm

Art. No.	Description
LT-LUMOPROF2C-F	Aluminium LED strip profile + frosted cover / Length: 2 meter
LT-LUMOPROF3C-F	Aluminium LED strip profile + frosted cover / Length: 3 meter
LT-LUMOPROFCMB	Mounting bracket
LT-LUMOPROFCEC	Endcap
LT-LUMOPROFCECC	Endcap + cable hole









# LEDSTRIP PROFILES


## LT-LUMOPROF D

## SURFACE MOUNT



 COLOR	Aluminium (black/white on demand MOQ)
 MATERIAL	AL6063-T5
 POWER p/m	20 W/m maximum
 MOUNTING MONTAGE	Surface mount
 IP	IP20
 SIZE	Length x 17,5 x 15,0 mm

Art. No.	Description
LT-LUMOPROF2D-F	Aluminium LED strip profile + frosted cover / Length: 2 meter
LT-LUMOPROFDMB	Mounting bracket
LT-LUMOPROFDEC	Endcap
LT-LUMOPROFDECC	Endcap + cable hole









# LEDSTRIP PROFILES

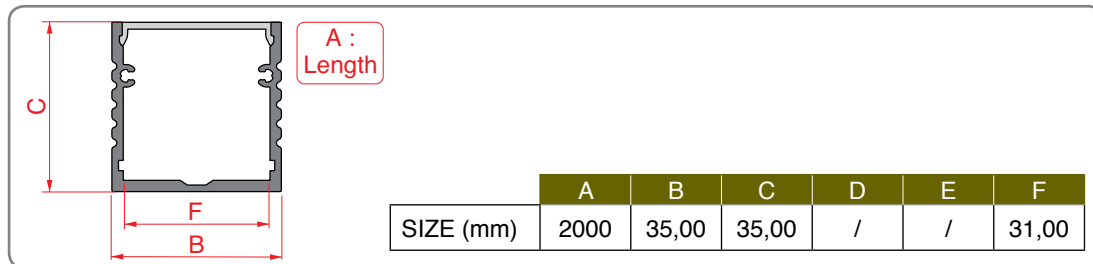
## LT-LUMOPROF E

## SURFACE MOUNT



 COLOR	Aluminium (black/white on demand MOQ)
 MATERIAL	AL6063-T5
 POWER p/m	45 W/m maximum
 MOUNTING MONTAGE	Surface mount
 IP	IP20
 SIZE	Length x 35,0 x 35,0 mm

Art. No.	Description
LT-LUMOPROF2E-F	Aluminium LED strip profile + frosted cover / Length: 2 meter
LT-LUMOPROFEEC	Endcap
LT-LUMOPROFECC	Endcap + cable hole









# LEDSTRIP PROFILES


## LT-LUMOPROF F



## SURFACE MOUNT

 COLOR	Aluminium (black/white on demand MOQ)
 MATERIAL	AL6063-T5
 POWER p/m	20 W/m maximum
 MOUNTING MONTAGE	Surface mount
 IP	IP20
 SIZE	Length x 25,92 x 17,67 mm

Art. No.	Description
LT-LUMOPROF2F-F	Aluminium LED strip profile + frosted cover / Length: 2 meter
LT-LUMOPROFFMB	Mounting bracket
LT-LUMOPROFFEC	Endcap
LT-LUMOPROFFECC	Endcap + cable hole









# LEDSTRIP PROFILES


## LT-LUMOPROF H

## RECESSED MOUNT



 COLOR	Aluminium (black/white on demand MOQ)
 MATERIAL	AL6063-T5
 POWER p/m	20 W/m maximum
 MOUNTING MONTAGE	Recessed mount
 IP	IP20
 SIZE	Length x 25,0 x 15,0 mm

Art. No.	Description
LT-LUMOPROF2H-F	Aluminium LED strip profile + frosted cover / Length: 2 meter
LT-LUMOPROFHEC	Endcap
LT-LUMOPROFHECC	Endcap + cable hole









# LEDSTRIP PROFILES


## LT-LUMOPROF I

## RECESSED MOUNT



 COLOR	Aluminium (black/white on demand MOQ)
 MATERIAL	AL6063-T5
 POWER p/m	15 W/m maximum
 MOUNTING MONTAGE	Recessed mount
 IP	IP20
 SIZE	Length x 24,80 x 7,00 mm

Art. No.	Description
LT-LUMOPROF2I-F	Aluminium LED strip profile + frosted cover / Length: 2 meter
LT-LUMOPROFIEC	Endcap
LT-LUMOPROFIECC	Endcap + cable hole









# LEDSTRIP PROFILES

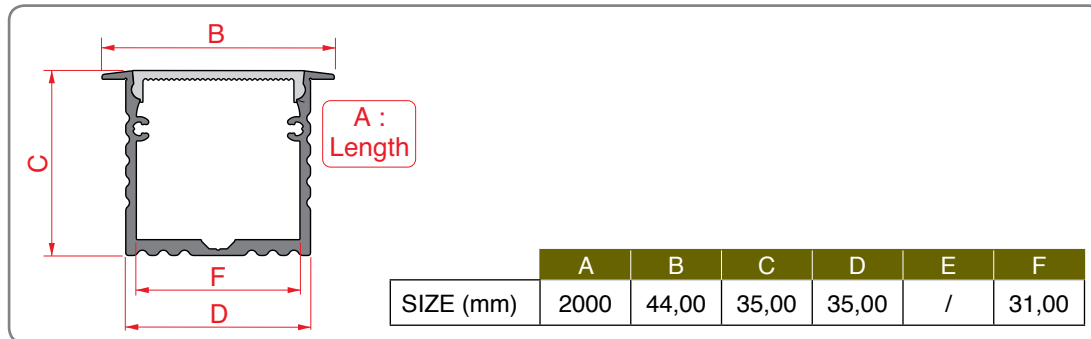
## LT-LUMOPROF M

## RECESSED MOUNT



 COLOR	Aluminium (black/white on demand MOQ)
 MATERIAL	AL6063-T5
 POWER p/m	45 W/m maximum
 MOUNTING MONTAGE	Recessed mount
 IP	IP20
 SIZE	Length x 44,0 x 35,0 mm

Art. No.	Description
LT-LUMOPROF2M-F	Aluminium LED strip profile + frosted cover / Length: 2 meter
LT-LUMOPROFMEC	Endcap
LT-LUMOPROFMECC	Endcap + cable hole











# LEDSTRIP PROFILES

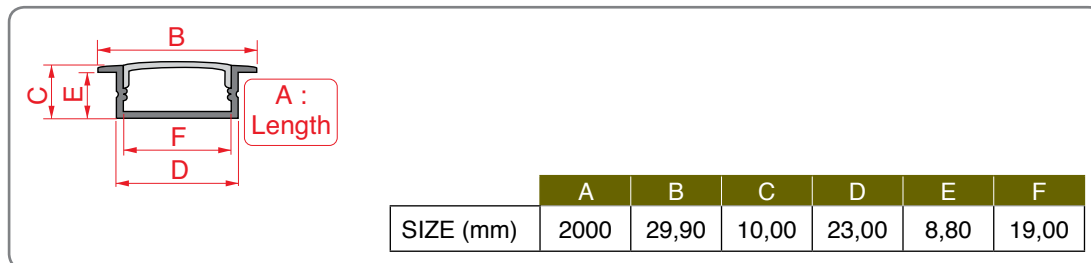
## LT-LUMOPROF Q

## RECESSED MOUNT



 COLOR	Aluminium (black/white on demand MOQ)
 MATERIAL	AL6063-T5
 POWER p/m	20 W/m maximum
 MOUNTING MONTAGE	Recessed mount
 IP	IP20
 SIZE	Length x 29,90 x 10,00 mm

Art. No.	Description
LT-LUMOPROF2Q-F	Aluminium LED strip profile + frosted cover / Length: 2 meter
LT-LUMOPROFQMB	Mounting bracket
LT-LUMOPROFQEC	Endcap
LT-LUMOPROFQECC	Endcap + cable hole









# LEDSTRIP PROFILES

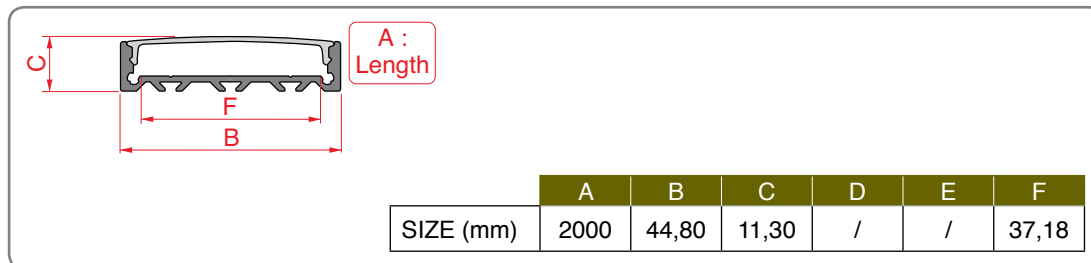
## LT-LUMOPROF Z

## SURFACE MOUNT



 COLOR	Aluminium (black/white on demand MOQ)
 MATERIAL	AL6063-T5
 POWER p/m	40 W/m maximum
 MOUNTING MONTAGE	Surface mount
 IP	IP20
 SIZE	Length x 44,8 x 11,3 mm


Art. No.	Description
LT-LUMOPROF2Z-F	Aluminium LED strip profile + frosted cover / Length: 2 meter
LT-LUMOPROFZEC	Endcap
LT-LUMOPROFZECC	Endcap + cable hole









# LEDSTRIP PROFILES

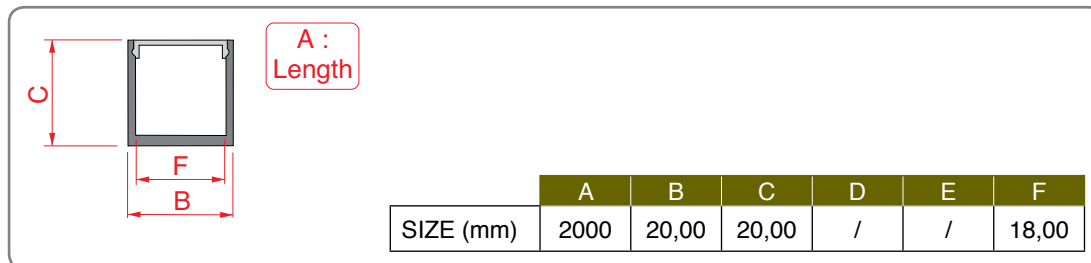
## LT-LUMOPROF 2020

## SURFACE MOUNT



 COLOR	Aluminium (black/white on demand MOQ)
 MATERIAL	AL6063-T5
 POWER p/m	20 W/m maximum
 MOUNTING MONTAGE	Surface mount
 IP	IP20
 SIZE	Length x 20,00 x 20,00 mm

Art. No.	Description
LT-LUMOPROF2020-F	Aluminium LED strip profile + frosted cover / Length: 2 meter
LT-LUMOPROF2020EC	Endcap
LT-LUMOPROF2020ECC	Endcap + cable hole









# LEDSTRIP PROFILES


## LT-LUMOPROF 2114

## SURFACE MOUNT



 COLOR	Aluminium (black/white on demand MOQ)
 MATERIAL	AL6063-T5
 POWER p/m	20 W/m maximum
 MOUNTING MONTAGE	Surface mount
 IP	IP20
 SIZE	Length x 21,0 x 21,0 mm

Art. No.	Description
LT-LUMOPROF2114-F	Aluminium LED strip profile + frosted cover / Length: 2 meter
LT-LUMOPROF2114MBA	Mounting bracket
LT-LUMOPROF2114EC	Endcap
LT-LUMOPROF2114ECC	Endcap + cable hole



# LEDSTRIP PROFILES

## LT-LPR 2525









Powder coated (structure).

Available :

RAL 9003 (White)

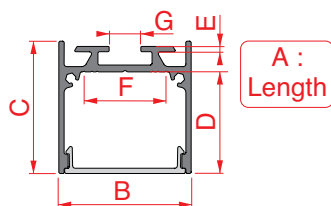
RAL 9004 (Black)

## MULTI-FUNCTIONAL PROFILE

 COLOR	White (RAL9003) Black (RAL9004)
 MATERIAL	AL6063-T5
 POWER p/m	25 W/m maximum
 MOUNTING MONTAGE	Surface mount Suspended mount Wall mount
 IP	IP20
 SIZE	3000 x 25,0 x 25,0 mm

Art. No.	Description
LT-LPR2525W-3-F	White alu. profile + frost. cover (3m)
LT-LPR2525B-3-F	Black alu. profile + frost. cover (3m)
LT-LPR2525W-EC	White alu. endcap
LT-LPR2525W-EEC	White alu. endcap + cable hole
LT-LPR2525B-EC	Black alu. endcap
LT-LPR2525B-EEC	Black alu. endcap + cable hole

Art. No.	Description
LT-LPR2525-SUS	Suspension cables (2 pcs)
LT-LPR2525-CAN	Suspension + power cable + canopy
LT-LPR2525-MBR	Surface mounting bracket
LT-LPR2525-WBR	Wall mounting bracket
LT-LPR2525-180CON	180° straight connector
LT-LPR2525-090CON	90° connector
LT-LPR2525-090ICON	90° invers connector
LT-LPR2525-TCON	T-shape connector
LT-LPR2525-XCON	X-shape connector



	A	B	C	D	E	F	G
SIZE (mm)	3000	25,0	25,0	19,2	1,0	15,0	6,0











# CONTROLLERS







**Lumotronic**<sup>®</sup>  
LED LIGHTING & ELECTRONIC COMPONENTS

# CONTROLLERS OVERVIEW

## POTENTIOMETER

Article nr	Page								
		INPUT / OUTPUT			INP DEV	CONTR.	OTHER	OPERATING	OUTPUT
LT-MONODIM01	75	Potentiometer	1	1	✓	✓		12/24Vdc	1x 8A







## RF / PUSH / 0-10V / 1-10V / DMX / DALI / KNX

Article nr	Page								
		INPUT / OUTPUT			INP DEV	CONTR.	OTHER	OPERATING	OUTPUT
LT-MONODIM10B	77	Push/0-10V/1-10V	1	1		✓		12/24Vdc	1x 10A
LT-CTR02	78	Rf	5	1	✓			Battery	---
LT-CTC02	79	Rf	1	1		✓		12/24Vdc	4x 8A
LT-CTR01B	80	Rf	4	4	✓			Battery	---
LT-CTC01B	81	Rf	4	4		✓		12/36 Vdc	4x 5A
LT-CTW01B	82	Rf / DMX512	1	4	✓			12/24 Vdc	---
LT-CTW02B	83	Rf / DMX512	1	4	✓			12/24 Vdc	---
LT-CTR-5CH-RF-01	84		4	5	✓			Battery	---
LT-CTW-5CH-RFDMX-01	85	Rf / DMX512	1	5	✓			12/24 Vdc	---
LT-CTC-5CH-RF-01	86	Rf	1	5		✓		12/36 Vdc	5x 5A
LT-RF-MONO-01	87	Rf	4	1	✓	✓		12/24 Vdc	4x 5A
LT-RF-DUO-01	88	Rf	4	2	✓	✓		12/24 Vdc	4x 5,A
LT-RF-RGBW-01	89	Rf	4	4	✓	✓		12/24 Vdc	4x 5A
LT-1236100095	91	DMX512	1	6	✓			9/12 Vdc	---









# CONTROLLERS OVERVIEW

## RF / PUSH / 0-10V / 1-10V / DMX / DALI / KNX

Article nr	Page								
		INPUT / OUTPUT			INP DEV	CONTR.	OTHER	OPERATING	OUTPUT
LT-LIN180D3	92	DMX512	1	4		✓		12/28 Vdc	4x 1,5A
LT-LIN720D3	93	DMX512 / DALI	1	4		✓		12/28 Vdc	4x 6A
LT-DMX-DEC-01DR	94	DMX512	1	4		✓		12/24 Vdc	4x 5A
LT-CTC05B	95	DMX512	1	5		✓		12/36 Vdc	5x 5A
LT-DMX-DEC-01WP	96	DMX512	1	4		✓		12/24 Vdc	4x 5A
LT-DMX-PRODEC01	97	DMX512	1	5		✓		12/36 Vdc	5x 8A
LT-DALI-1CH-DEC-01	98	DALI	1	1		✓		12/24 Vdc	10A
LT-DALI-DIM-01DR	99	DALI	1	4		✓		12/24 Vdc	4x 5A
LT-KNX-DIM-01DR	100	KNX/EIB Bus	1	4		✓		12/24 Vdc	4x 5A
LT-KNX-DIM-02	101	KNX/EIB Bus	1	4		✓		12/24 Vdc	4x 5A

## VARIOUS

Article nr	Page								
		INPUT / OUTPUT			INP DEV	CONTR.	OTHER	OPERATING	OUTPUT
LT-DMX-WIREL-TRANSC	102	DMX512	---	---		✓		5/36 Vdc	---
LT-CTWD01	103	Wifi to DMX512	---	---			✓	Adapter	---
LT-RF-TO-DMX-01	104	Rf to DMX512	---	---			✓	Vac	---
LT-CTWR01	105	WiFi to Rf convertor	---	---			✓	12/36 Vdc	---
LT-DALI-TO-0-10V	106	DALI to 0-10V	---	---			✓	12/24 Vdc	---
LT-CTP01	107	Power repeater	---	4		✓		12/24 Vdc	4x 8A








# POTENTIOMETER

## LT-MONODIM01

## 8A SINGLE COLOR DIM CONTROLLER



	12-24 Vdc
	8A maximum
	Potentiometer (build-in)
	IP20
	73 x 67 x 46 mm

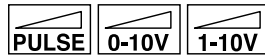

Art. No.	Description
LT-MONODIM01	8A – 12/24Vdc Monocolor - Dimmer/controller








RF / PUSH / 0-10V / 1-10V / DMX / DALI / KNX

## LT-MONODIM10B

## 10A SINGLE COLOR DIM CONTROLLER







	12-24 Vdc
	10A maximum
	Push button / Resist. 0-100 KΩ 0-10V / 1-10V (selectable)
	IP20
	176 x 46 x 30 mm

Art. No.	Description
LT-MONODIM10B	10A – 12/24Vdc Monocolor LEDstrip dimmer/controller

## LT-CTR02



## 5 ZONES SINGLE COLOR REMOTE

	3V Lithium battery
	RF
	IP20
	136 x 39 x 10 mm

Art. No.	Description
LT-CTR02	5 zone - RF Single color remote

### COMPATIBLE DEVICE








LT-CTC02


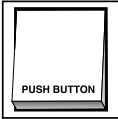
**LT-CTC02**

**4x 8A SINGLE COLOR DIM CONTROLLER**



	12-24 Vdc
	4x 8A maximum
	RF Push button
	IP20
	170 x 59 x 29 mm

Art. No.	Description
LT-CTC02	4x 8A - RF / Push button single color dimmer/controller





COMPATIBLE DEVICES	
 LT-CTR02	 PUSH BUTTON

RF / PUSH / 0-10V / 1-10V / DMX / DALI / KNX

## LT-CTR01B



## 4 ZONES RGBW REMOTE

	3x AAA battery
	RF
	IP20
	120 x 55 x 17 mm

Art. No.

Description

LT-CTR01B

4 zone - RF RGBW remote

### COMPATIBLE DEVICE



LT-CTC01B



# LT-CTC01B

## 4x 5A RGBW DIM CONTROLLER



	12-36 Vdc
	4x 5A maximum
	RF
	IP20
	178 x 45 x 21 mm

Art. No.	Description
LT-CTC01B	4x 5A - RF RGBW dimmer/controller

COMPATIBLE DEVICES		
LT-CTR01B	LT-CTW01B	LT-CTW02B

# LT-CTW01B



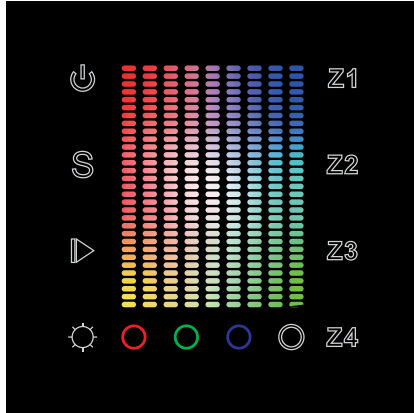
## 1 ZONE RGBW WALL PANEL

	12/24 Vdc
	RF 434MHz DMX512
	IP20
	86 x 86 x 30 mm

Art. No.	Description
LT-CTW01B	RF / DMX512 RGBW wall panel

COMP. DEV. RF MODE	COMPATIBLE DEVICES IN DMX MODE (WIRED)			
LT-CTC01B	LT-LIN180D3	LT-LIN720D3	LT-DMX-DEX-01DR	LT-CTC05B
LT-RF-TO-DMX	LT-DMX-DEC-01WP	LT-DMX-PRODEC01	LT-DMX-WIREL-TRANSC	

# LT-CTW02B



## 4 ZONES RGBW WALL PANEL

	12/24 Vdc
	RF DMX512
	IP20
	86 x 86 x 30 mm

Art. No.	Description
LT-CTW02B	RF / DMX512 RGBW wall panel





COMP. DEV. RF MODE	COMPATIBLE DEVICES IN DMX MODE (WIRED)			
 LT-CTC01B	 LT-LIN180D3	 LT-LIN720D3	 LT-DMX-DEX-01DR	 LT-CTC05B
 LT-RF-TO-DMX	 LT-DMX-DEC-01WP	 LT-DMX-PRODEC01	 LT-DMX-WIREL-TRANSC	

**RF / PUSH / 0-10V / 1-10V / DMX / DALI / KNX**

**LT-CTR-5CH-RF-01**



**4 ZONE RGB+CCT REMOTE**

	3x AAA battery
	RF
	IP20
	153 x 52 x 19 mm

Art. No.	Description
LT-CTR-5CH-RF-01	RF RGB+CCT (tunable white) remote


**COMPATIBLE DEVICE**







LT-CTC-5CH-RF-01

# LT-CTW-5CH-RFDMX-01


# 1 ZONE RGB+CCT WALL PANEL



	12/24 Vdc
	RF DMX512
	IP20
	86 x 86 x 30 mm

Art. No.	Description
LT-CTW-5CH-RFDMX-01	RF RGB+CCT (tunable white) wall panel

**COMPATIBLE DEVICE RF**



LT-CTC-5CH-RF-01

**COMPATIBLE DEVICES DMX**

		
LT-CTC05B	LT-DMX-PRODEC01	LT-DMX-WIREL-TRANSC

# LT-CTC-5CH-RF-01

## 5x 5A RGB+CCT DIM CONTROLLER










	12-36 Vdc
	5x 5A maximum
	RF Push button
	IP20
	170 x 59 x 29 mm

Art. No.	Description
LT-CTC-5CH-RF-01	5x 5A - RF RGB+CCT (tunable white) dimmer/controller

COMPATIBLE DEVICES	
LT-CTR-5CH-RF-01	LT-CTW-5CH-RF-01

## LT-RF-MONO-01










	Rf
	3 Volt battery CR2032
	4 (remote)
	4x 5A max (output receiver)
	12/24Vdc (receiver)
	IP20
	Remote : 106 x 56 x 9 mm Receiver : 176 x 46 x 30 mm

**Complete set Single Color LEDstrip control system  
Remote + 4x 5A - Receiver/Controller**

Art. No.	Description
LT-RF-MONO-01	Rf Remote + 4x 5A - Receiver/Controller

## LT-RF-DUO-01



	Rf
	3 Volt battery CR2032
	4 (remote)
	4x 5A max (output receiver)
	12/24Vdc (receiver)
	IP20
	Remote : 106 x 56 x 9 mm Receiver : 176 x 46 x 30 mm








### Complete set Tunable White LEDstrip control system Remote + 4x 5A - Receiver/Controller

Art. No.	Description
LT-RF-DUO-01	Rf Remote + 4x 5A - Receiver/Controller



## LT-RF-RGBW-01



	Rf
	3 Volt battery CR2032
	4 (remote)
	4x 5A max (output receiver)
	12/24Vdc (receiver)
	IP20
	Remote : 106 x 56 x 9 mm Receiver : 176 x 46 x 30 mm

**Complete set RGB(W) LEDstrip control system  
Remote + 4x 5A - Receiver/Controller**





Art. No.	Description
LT-RF-RGBW-01	Rf Remote + 4x 5A - Receiver/Controller










LT-1236100095

SIMPLE 6 CH. DMX512 MASTER



	Adapter 220Vac (9-12 Vdc)
	DMX-512
	IP20
	160 x 145 x 55 mm






Art. No.	Description
LT-1236100095	6CH - DMX Master Faderpanel - 8-Bit

COMPATIBLE DEVICES			
			
LT-LIN180D3	LT-LIN720D3	LT-DMX-DEX-01DR	LT-CTC05B
			
LT-DMX-DEC-01WP	LT-DMX-PRODEC01	LT-DMX-WIREL-TRANSC	


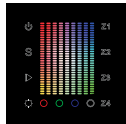

## LT-LIN180D3

## 4 CH. DMX512 DECODER



	12-28 Vdc
	6A Maximum (3 x 2A or 4 x 1,5A)
	DMX-512
	IP20
	153 x 50 x 23 mm






Art. No.	Description
LT-LIN180D3	4 CHANNEL DMX Controller (3x2A or 4x1,5A)

COMPATIBLE DEVICES		
		
LT-CTW01B	LT-CTW02B	LT-1236100095




# LT-LIN720D3

## 4 CH. DMX512/DALI DECODER



	12-28 Vdc
	24A Maximum (4x 6A)
	DMX-512 DALI
	IP20
	153 x 50 x 23 mm

Art. No.	Description
LT-LIN720D3	4 CHANNEL DMX/DALI Controller/Decoder (4x 6A)






COMPATIBLE DEVICES		
		
LT-CTW01B	LT-CTW02B	LT-1236100095

RF / PUSH / 0-10V / 1-10V / DMX / DALI / KNX


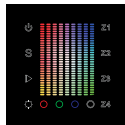

## LT-DMX-DEC-01DR

## 4 CH. DINRAIL DMX512 DECODER



	12-24 Vdc
	4x 5A Maximum
	DMX-512
	IP20
	105,5 x 53 x 65 mm

Art. No.	Description
LT-DMX-DEC-01DR	4x 5A - DMX dinrail controller

COMPATIBLE DEVICES		
		
LT-CTW01B	LT-CTW02B	LT-1236100095

# LT-CTC05B

## 5 CH. DMX-512 RDM DECODER



	12-36 Vdc
	5x 5A Maximum
	DMX-512 RDM (In-Out)
	IP20
	170 x 59 x 29 mm

Art. No.	Description
LT-CTC05B	5x 5A - DMX-512 RDM Decoder/ Controller

COMPATIBLE DEVICES		
LT-CTW01B	LT-CTW02B	LT-1236100095

RF / PUSH / 0-10V / 1-10V / DMX / DALI / KNX

# LT-DMX-DEC-01WP

## 4 CH. IP65 DMX-512 DECODER



	12-36 Vdc
	4x 5A Maximum
	DMX-512
	IP65
	180,5 x 73,6 x 38 mm

Art. No.	Description
LT-DMX-DEC-01WP	4x 5A IP65 DMX-512 Decoder/ Controller

COMPATIBLE DEVICES		
LT-CTW01B	LT-CTW02B	LT-1236100095



**RF / PUSH / 0-10V / 1-10V / DMX / DALI / KNX**

## LT-DMX-PRODEC01

## 5 CH. DMX-512 RDM DECODER



	12/24/36 Vdc
	5x 8A Maximum
	DMX-512 RDM (In-Out)
	IP20
	164 x 73 x 38 mm






Art. No.	Description
LT-DMX-PRODEC01-3	5 CH DMX RDM Decoder - 5x 8A (3-Pin XLR / RJ45 / Screw Terminal)
LT-DMX-PRODEC01-5	5 CH DMX RDM Decoder - 5x 8A (5-Pin XLR / RJ45 / Screw Terminal)

COMPATIBLE DEVICES		
LT-CTW01B	LT-CTW02B	LT-1236100095

## LT-DALI-1CH-DEC-01

## 1 CH. DALI DIMMER



	12-24 Vdc
	10A Maximum
	DALI master
	IP20
	145 x 46,5 x 16 mm

Art. No.	Description
LT-DALI-1CH-DEC-01	10A - 1 channel DALI dimmer

## LT-DALI-DIM-01DR



## 4 CH. DINRAIL DALI DIMMER

	12-24 Vdc
	4x 5A Maximum
	DALI master
	IP20
	105,5 x 53 x 65 mm






Art. No.	Description
LT-DALI-DIM-01DR	4x 5A - DALI dinrail controller

RF / PUSH / 0-10V / 1-10V / DMX / DALI / KNX

## LT-KNX-DIM-01DR



## 4 CH. KNX DINRAIL DIMMER

	12/24 Vdc
	4x 5A Maximum
	KNX/EIB Bus
	IP20
	72 x 94 x 64 mm

Art. No.

Description






LT-KNX-DIM-01DR

4x 5A - KNX dinrail controller

## LT-KNX-DIM-02

## 4 CH. KNX DIMMER







	12/24 Vdc
	4x 5A Maximum
	KNX/EIB Bus
	IP20
	166 x 53,4 x 23 mm

Art. No.	Description
LT-KNX-DIM-02	4x 5A - KNX controller

## VARIOUS

### LT-DMX-WIREL-TRANSC WIRELESS DMX-512 TRANSCIEVER



	5/36 Vdc
	2,4 GHz
	IP20
	176 x 46 x 30 mm





Art. No.	Description
LT-DMX-WIREL-TRANSC	Wireless DMX-512 transceiver

## VARIOUS

### LT-CTWD01

### NETWORK TO DMX RF CONTROLLER



	Adapter 220 Vac (5Vdc)
	RJ45 (from router) DMX-512 / RF
	IP20
	109,7 x 84,7 x 24,2 mm





Art. No.	Description
LT-CTWD01	Network to DMX-512 rf controller

# VARIOUS

## LT-RF-TO-DMX-01







## RF TO DMX-512 MODULE



	110-220Vac 50-60Hz
	In : Rf Out : DMX-512
	IP20
	178 x 46,1 x 21 mm

Art. No.	Description
LT-RF-TO-DMX-01	DMX / RF RGBW controller

COMPATIBLE DEVICES (IN)	
	
LT-CTR01B	LT-CTW01B
	
LT-CTW02B	

COMPATIBLE DEVICES IN DMX MODE (OUT)		
		
LT-LIN180D3	LT-LIN720D3	LT-DMX-DEC-01DR
		
LT-DMX-DEC-01WP	LT-DMX-PRODEC01	LT-CTC05B







## VARIOUS

### LT-CTWR01



*Werkt enkel in combinatie met de app.  
Fonctionne uniquement en combinaison avec l'application.  
Funktioniert nur in Kombination mit der App.  
Works only in combination with the app.*

### WiFi TO RF CONVERTOR

	12-36 Vdc
	In : WiFi Out : Rf
	IP20
	100 x 50 x 20 mm

Art. No.	Description
LT-CTWR01	WiFi to RF Controller / Transmitter

## VARIOUS

### LT-DALI-TO-0-10V



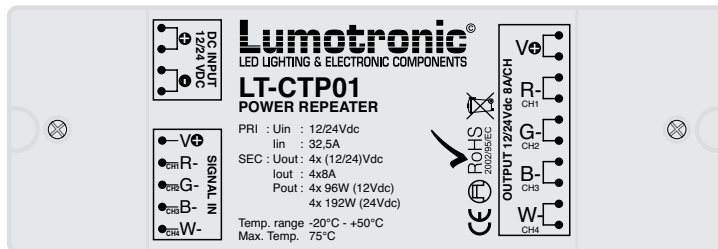
### DALI TO 0-10V CONVERTOR

	12/24 Vdc
	In : DALI Out : 0-10V
	IP20
	176 x 46 x 30 mm





Art. No.	Description
LT-DALI-TO-0-10V	DALI to 0-10V convertor

# VARIOUS

## LT-CTP01



## 4 CH. POWER REPEATER

	12/24 Vdc
	4x 8A maximum
	IP20
	170 x 59 x 29 mm

Art. No.

Description

LT-CTP01

4 CHANNEL Repeater/Controller 4x 8A





**CASAMBI**

**Lumotronic**<sup>®</sup>  
LED LIGHTING & ELECTRONIC COMPONENTS



# CASAMBI OVERVIEW

Article nr	Page	Description
X-Press	113	Wireless user interface
CBU-ASD	114	0-10V / 1-10v / DALI control unit
CBU-TED	115	Trailing-Edge phase control unit

Available

Not available

Standard version











## Xpress



## WIRELESS USER INTERFACE

	CR2430 (included)
	Via Casambi App.
	Up to 60 meters in open air
	White / Black
	IP20
	90,0 x 90,0 x 12,0 mm

Art. No.	Description
WWSW	Wireless user interface - White
WWSB	Wireless user interface - Black

## CBU-ASD

## 0-10V / 1-10V / DALI CONTROL UNIT



	220-240 Vac / 50-60 Hz
	0-10V Vdc Max 1 driver connected
	DALI 9-12 Vdc Max 1 driver connected
	Relay: SSR on phase line Voltage range: 220-240 Vac Frequency: 50 Hz
	IP20
	56,5 x 35,8 x 22,3 mm

Art. No.	Description
CBU-ASD-01	Wireless control unit 0-10V / 1-10V
CBU-ASD-DA	Wireless control unit DALI

## CBU-TED


## TRAILING-EDGE PHASE CONTROL UNIT



	85-240 Vac / 50-60 Hz 0,65 A
	Incandensent & h. volt. halogen bulbs 150W@230Vac – 70W@110Vac
	High voltage AC LED modules 150W@230Vac – 70W@110Vac
	Dimmable LED and CFL bulbs 50W@230Vac – 25W@110Vac
	Dimmable electronic transformers 50W@230Vac – 25W@110Vac
	IP20
	40,4 x 36,3 x 14,0 mm

Art. No.	Description
CBU-TED-01	Trailing-Edge phase control unit












# CEILING & DOWNLIGHTS

**Lumotronic**<sup>®</sup>  
LED LIGHTING & ELECTRONIC COMPONENTS







# CEILING & DOWNLIGHT OVERVIEW

## PANEL- / CEILING LIGHTS

Article nr	Page	 Input Voltage	 Power (W)	 (CCT)	 Rating	 Rec.	 Surf.	 Susp.
Standard panel lights	120	200-240 Vac	18 / 42	4000K (3000K, 5000K & on demand)	IP20	✓	●	●
UGR<19 panel lights	121	200-240 Vac	42		IP20	✓	●	●
AL08 SERIES ceiling lights	122	100-240 Vac	12 / 18 / 25 / 30	4000K (3000K, 5000K & 5700K on demand)	IP54	○	✓	○
AL12 SERIES ceiling lights	124	100-240 Vac	12 / 18 / 25 / 30		IP54	○	✓	○

## DOWNLIGHTS

Article nr	Page	 Input Voltage	 Power (W)	 (CCT)	 Rating
DL22A SERIES downlights	126	200-240 Vac (input driver)	13 / 18 / 25 / 35	4000K (2700K, 3000K & 5000K on demand)	IP20 (IP44 front side on demand)
DL97A SERIES downlights	127	100-240 Vac (input driver)	10 / 15 / 25 / 35	4000K (3000K, 5000K & 5700K on demand)	IP54 (front side)

● Available











○ Not available

✓ Standard version

# STANDARD

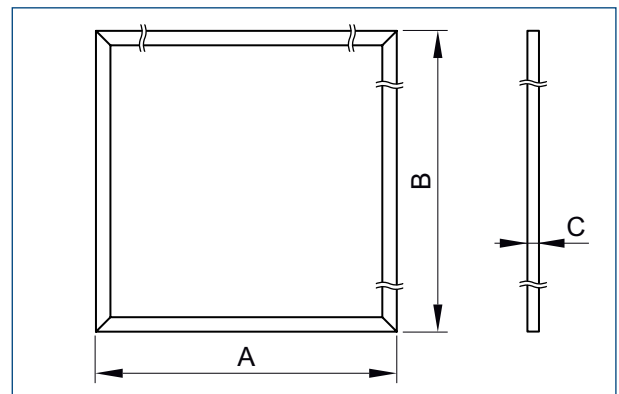
## STANDARD PANEL LIGHTS



	100-240 Vac 50-60 Hz		4000K standard 3000, 5000 and 5700K on demand
	18W 42W		> 80 (>90 opt. 3000 & 4000K only)
	Included (standard non dimmable)		White (Silver on demand)
	2835 SMD		Recessed Surface Suspended
	Available (optional)		IP40 (indoor use)

Art. No	Power	Forward Voltage	Maximum Current	CCT Light color	Lumen	SIZE (MM)		
						A	B	C
LT-PL0303AS-40-W	18 W	42V	450 mA	4000K	1300 Lm	295	295	10
LT-PL0606AS-40-W	42 W	38V	1050 mA	4000K	3900 Lm	595	595	8
LT-PL1203AS-40-W	42 W	38V	1050 mA	4000K	3900 Lm	1195	295	8


Other Light color (CCT)	
3000K	Repl. "40" by "30"
5000K	Repl. "40" by "50"
5700K	Repl. "40" by "57"















UGR <19

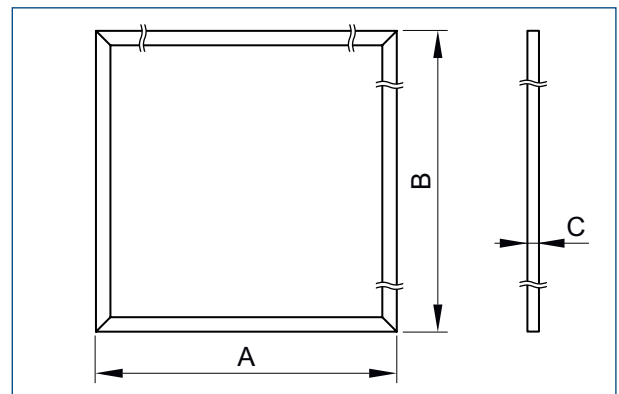
## UGR <19 PANEL LIGHTS



 100-240 Vac 50-60 Hz	 4000K standard 3000, 5000 and 5700K on demand
 42W	 > 80 (>90 opt. 3000 & 4000K only)
 Included (standard non dimmable)	 White (Silver on demand)
 2835 SMD	 Recessed Surface Suspended
 Available (optional)	 IP40 (indoor use)

Art. No	Power	Forward Voltage	Maximum Current	CCT Light color	Lumen	SIZE (MM)		
						A	B	C
LT-PL0606AS-U-40-W	42 W	38V	1050 mA	4000K	4200 Lm	595	595	10
LT-PL1203AS-U-40-W	42 W	38V	1050 mA	4000K	3950 Lm	1195	295	10














Other Light color (CCT)	
3000K	Repl. "40" by "30"
5000K	Repl. "40" by "50"
5700K	Repl. "40" by "57"

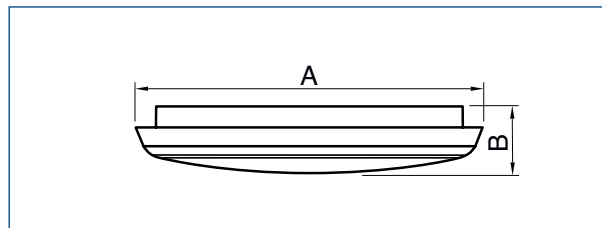


# AL08 SERIES

## AL08 CEILING LIGHT SERIES



 100-240 Vac 50-60 Hz	 <b>COLOR</b> White
 12W, 18W 25W, 30W	 <b>MOUNTING MONTAGE</b> Surface mount
 120°	 Available
 <b>OPTICAL</b> PMMA diffusor	 <b>EMERGENCY</b> Available
 4000K (3000K, 5000K, 5700K on demand)	 <b>VANDAL PROOF</b> IK08
 <b>CRI</b> COLOR RENDERING INDEX > 80	 <b>IP</b> IP54 (front side)
 Optional	



# AL08 SERIES


## AL08 CEILING LIGHT SERIES














Art. No	Power	CCT	Lumen	Motion sensor	Em. func.	Lumen Em. mode	SIZE (MM)		
							A	B	
LT-AL08-10-12-40	12 W	4000K	1056 Lm	---	---	---	Ø 250	48	
LT-AL08-10-12S-40	12 W	4000K	1056 Lm	✓	---	---	Ø 250	48	
LT-AL08-10-12E-40	12 W	4000K	1056 Lm	---	✓	250 Lm	Ø 250	48	
LT-AL08-10-12M-40	12 W	4000K	1056 Lm	✓	✓	250 Lm	Ø 250	48	
LT-AL08-12-18-40	18 W	4000K	1600 Lm	---	---	---	Ø 300	48	
LT-AL08-12-18S-40	18 W	4000K	1600 Lm	✓	---	---	Ø 300	48	
LT-AL08-12-18E-40	18 W	4000K	1600 Lm	---	✓	405 Lm	Ø 300	48	
LT-AL08-12-18M-40	18 W	4000K	1600 Lm	✓	✓	405 Lm	Ø 300	48	
LT-AL08-12-25-40	25 W	4000K	2150 Lm	---	---	---	Ø 300	48	
LT-AL08-12-25S-40	25 W	4000K	2150 Lm	✓	---	---	Ø 300	48	
LT-AL08-12-25E-40	25 W	4000K	2150 Lm	---	✓	530 Lm	Ø 300	48	
LT-AL08-12-25M-40	25 W	4000K	2150 Lm	✓	✓	530 Lm	Ø 300	48	
LT-AL08-14-25-40	25 W	4000K	2150 Lm	---	---	---	Ø 350	40	
LT-AL08-16-30-40	30 W	4000K	2500 Lm	---	---	---	Ø 400	52	

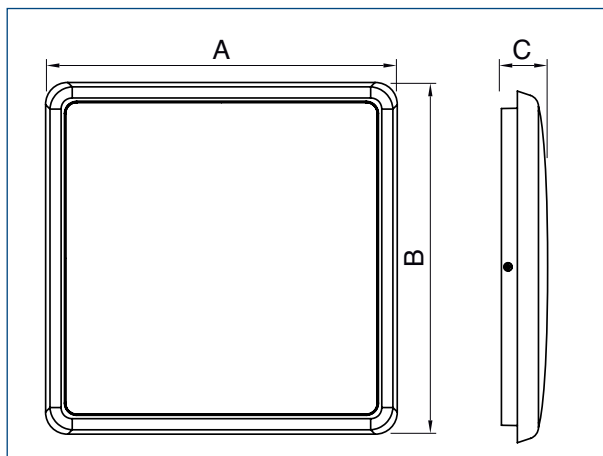
Other Light color (CCT)	
3000K	Repl. "40" by "30"
5000K	Repl. "40" by "50"
5700K	Repl. "40" by "57"

# AL12 SERIES

## AL12 CEILING LIGHT SERIES



 100-240 Vac 50-60 Hz	 <b>COLOR</b> White
 12W, 18W 25W, 30W	 <b>MOUNTING</b> Surface mount
 120°	 Available
 <b>OPTICAL</b> PMMA diffusor	 <b>EMERGENCY</b> Available
 4000K (3000K, 5000K, 5700K on demand)	 <b>PROOF</b> IK08
 <b>CRI</b> > 80	 <b>IP</b> IP54 (front side)
 Optional	



# AL12 SERIES

## AL12 CEILING LIGHT SERIES











Art. No	Power	CCT	Lumen	Motion sensor	Em. func.	Lumen Em. mode	SIZE (MM)		
							A	B	C
LT-AL12-10-12-40	12 W	4000K	1320 Lm	---	---	---	250	250	50
LT-AL12-10-12S-40	12 W	4000K	1320 Lm	✓	---	---	250	250	50
LT-AL12-10-12E-40	12 W	4000K	1320 Lm	---	✓	250 Lm	250	250	50
LT-AL12-10-12M-40	12 W	4000K	1320 Lm	✓	✓	250 Lm	250	250	50
LT-AL12-12-18-40	18 W	4000K	1980 Lm	---	---	---	300	300	40
LT-AL12-12-25-40	25 W	4000K	2750 Lm	---	---	---	300	300	40
LT-AL12-14-25-40	25 W	4000K	2750 Lm	---	---	---	350	350	41
LT-AL12-16-30-40	30 W	4000K	3300 Lm	---	---	---	400	400	51

Other Light color (CCT)	
3000K	Repl. "40" by "30"
5000K	Repl. "40" by "50"
5700K	Repl. "40" by "57"

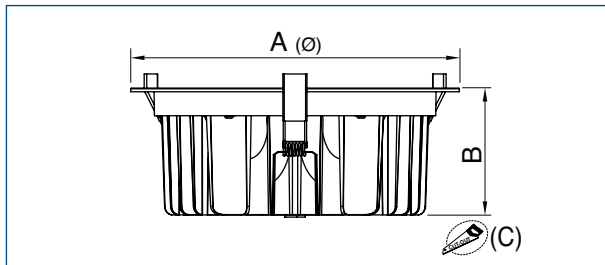
# DL22A SERIES

## DL22A DOWNLIGHT SERIES



	200-240 Vac 50-60 Hz (driver input)		> 80 (>90 on demand)
	13W, 18W 25W, 35W, 45W		Optional
	60°		White
	Reflector		Recessed mount
	4000K (2700K, 3000K, 5000K on demand)		IP20 (IP44 front side on demand)

Art. No	Power	CCT	Lumen	SIZE (MM)		
				A	B	C
LT-DL22A-3-13-40	13 W	4000K	990 Lm	Ø 110	53	90-100
LT-DL22A-4-18-40	18 W	4000K	1950 Lm	Ø 145	65	120-130
LT-DL22A-6-25-40	25 W	4000K	2600 Lm	Ø 190	75	160-170
LT-DL22A-8-35-40	35 W	4000 K	3700 Lm	Ø 225	87	200-210
LT-DL22A-8-45-40	45 W	4000K	4300 Lm	Ø 225	87	200-210













Other Light color (CCT)	
2700K	Repl. "40" by "27"
3000K	Repl. "40" by "30"
5000K	Repl. "40" by "50"

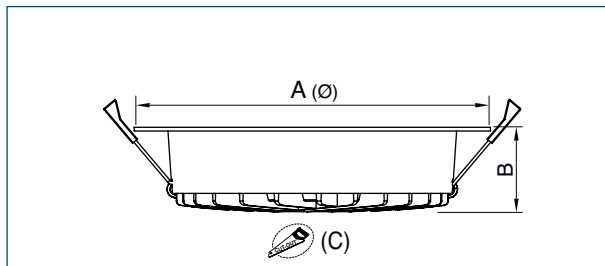
# DL97A SERIES

## DL97A DOWNLIGHT SERIES



 200-240 Vac 50-60 Hz (driver input)	 > 80 (>90 on demand)
 10W, 15W 25W, 35W	 Optional
 90°	 White
 PC diffusor	 Recessed mount
 4000K (3000K, 5000K, 5700K on demand)	 IP54 (front side)

Art. No	Power	CCT	Lumen	SIZE (MM)		
				A	B	C
LT-DL97A-3-10-40	10 W	4000K	920 Lm	Ø 110	38	90-95
LT-DL97A-4-15-40	15 W	4000K	1500 Lm	Ø 145	45	120-130
LT-DL97A-6-25-40	25 W	4000K	2500 Lm	Ø 190	45	160-170
LT-DL97A-8-35-40	35 W	4000K	3500 Lm	Ø 228	45	200-210



Other Light color (CCT)	
3000K	Repl. "40" by "30"
5000K	Repl. "40" by "50"
5700K	Repl. "40" by "57"

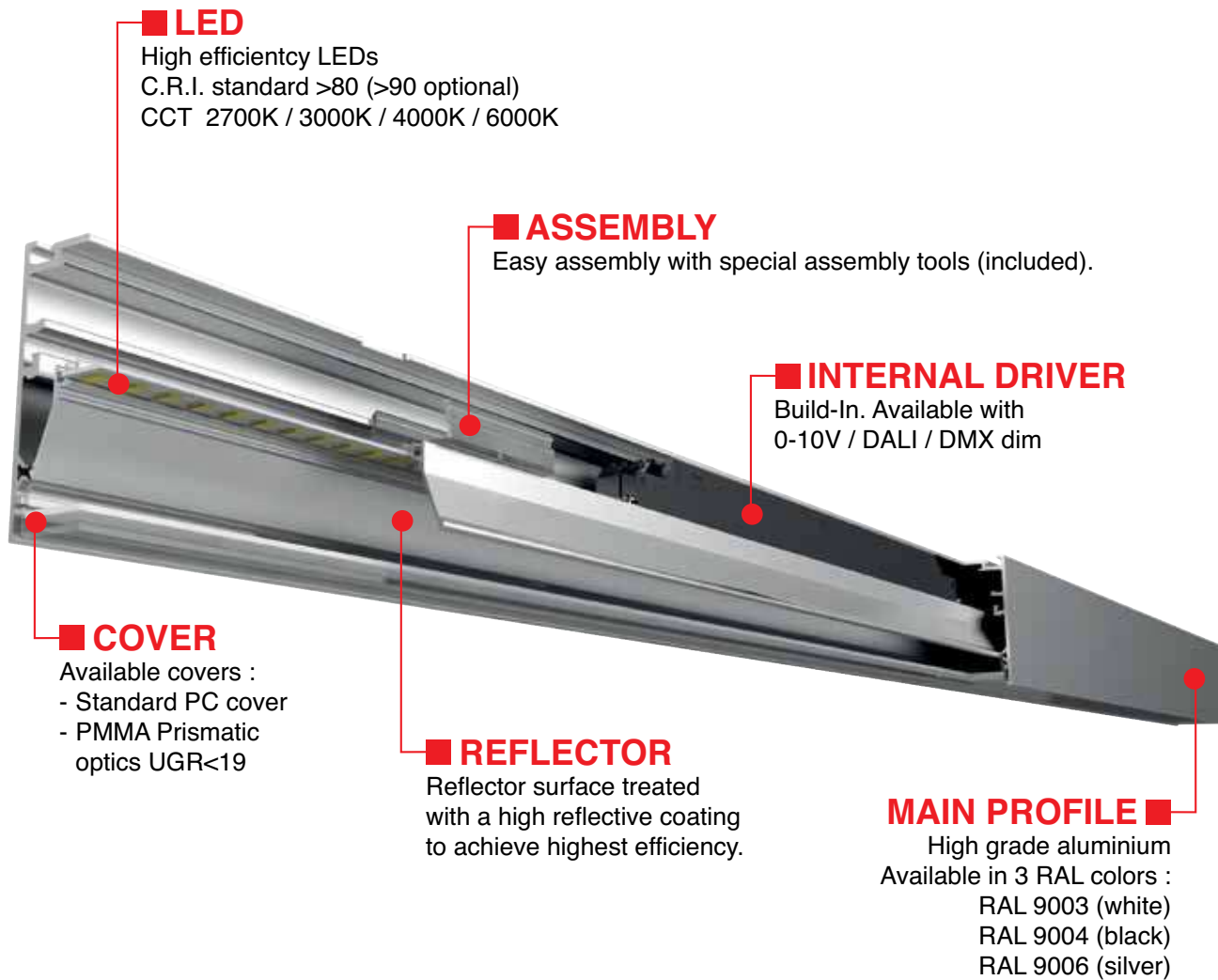






# LINEAR LIGHTING

**Lumotronic**<sup>®</sup>  
LED LIGHTING & ELECTRONIC COMPONENTS



### ■ LED

High efficiency LEDs  
C.R.I. standard >80 (>90 optional)  
CCT 2700K / 3000K / 4000K / 6000K

### ■ ASSEMBLY

Easy assembly with special assembly tools (included).

### ■ INTERNAL DRIVER

Build-In. Available with  
0-10V / DALI / DMX dim

### ■ COVER

Available covers :  
- Standard PC cover  
- PMMA Prismatic  
optics UGR<19

### ■ REFLECTOR






Reflector surface treated  
with a high reflective coating  
to achieve highest efficiency.

### ■ MAIN PROFILE

High grade aluminium  
Available in 3 RAL colors :  
RAL 9003 (white)  
RAL 9004 (black)  
RAL 9006 (silver)

# LINEAR LIGHTING OVERVIEW

## STANDARD MODELS WITH RIDGID BAR (CONSTANT CURRENT)

Article nr	Page						Dim			Size (mm)		Cover		Housing color		
		Surf.	Rec.	Susp.	Wall	Up/Dwn	0-10V	DALI	DMX	Short	Long	PC	UGR<19	White	Black	Silver
LT-L5570	133	✓	●	●	●	○	✓	●	●	1230	2449	✓	●	✓	●	●
LT-L7380	134	✓	●	●	●	○	✓	●	●	1230	2449	✓	●	✓	●	●
LT-L9086	135	✓	●	●	○	○	✓	●	●	1230	2449	✓	●	✓	●	●
LT-L5580D	136	○	○	✓	●	✓	✓	●	●	1230	2449	✓	●	✓	●	●
LT-R5536	137	○	✓	○	○	○	✓	●	●	1241	2460	✓	●	✓	●	●
LT-R6836	138	○	✓	○	○	○	✓	●	●	1241	2460	✓	●	✓	●	●
LT-R8636	139	○	✓	○	○	○	✓	●	●	1241	2460	✓	●	✓	●	●

✓ Standard available






● Optional available






○ Not available

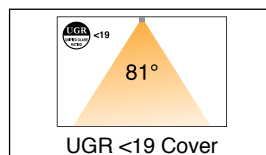
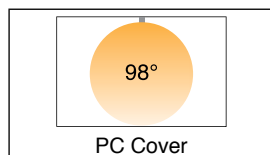


# L5570

## STANDARD MODELS

	100-277 Vac 50-60 Hz
	31W (1230 mm) 61W (2449 mm)
	Build-in dimm. 0-10V / PWM (DALI/DMX opt.)
	PC cov.: 98° UGR cov.: 81°
	PC cover UGR <19 cover

	2700K 3000K 4000K 6000K
	> 80 (> 90 opt.)
	White RAL 9003 Black RAL 9004 Silver RAL 9006
	IP20
	1230x55x70 mm 2449x55x70 mm



Article number	Mounting	Power	Length	Cover	CCT	Lm	Beam	H. color
LT-L5570O-31-12P40W	Surface mount	31,0 W	1230 mm	PC cover	4000K	3077	98°	White
LT-L5570O-61-25P40W		61,0 W	2449 mm			6155		
LT-L5570O-31-12U40W	Surface mount	31,0 W	1230 mm	UGR <19 cover	4000K	2462	81°	White
LT-L5570O-61-25U40W		61,0 W	2449 mm			4924		











Other mounting methods	
Susp. mount	Repl. "O" by "S"
Recess. mount	Repl. "O" by "R"
Wall Mount	Repl. "O" by "W"

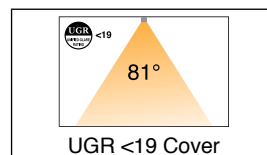
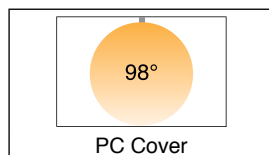

Other Light color (CCT)	
2700K	Repl. "40" by "27"
3000K	Repl. "40" by "30"
6000K	Repl. "40" by "60"

Other Housing color	
Black	Repl. "W" by "B"
Silver	Repl. "W" by "S"

# L7380

## STANDARD MODELS

 100-277 Vac 50-60 Hz	 2700K 3000K 4000K 6000K
 34W (1230 mm) 68W (2449 mm)	 > 80 (> 90 opt.)
 Build-in dimm. 0-10V / PWM (DALI/DMX opt.)	 White RAL 9003 Black RAL 9004 Silver RAL 9006
 PC cov.: 98° UGR cov.: 81°	 IP20
 PC cover UGR <19 cover	 1230x73x80 mm 2449x73x80 mm



Article number	Mounting	Power	Length	Cover	CCT	Lm	Beam	H. color
LT-L7380O-34-12P40W	Surface mount	34,0 W	1230 mm	PC cover	4000K	3551	98°	White
LT-L7380O-68-25P40W		68,0 W	2449 mm			7103		
LT-L7380O-34-12U40W	Surface mount	34,0 W	1230 mm	UGR <19 cover	4000K	2841	81°	White
LT-L7380O-68-25U40W		68,0 W	2449 mm			5682		






Other mounting methods	
Susp. mount	Repl. "O" by "S"
Recess. mount	Repl. "O" by "R"
Wall Mount	Repl. "O" by "W"






Other Light color (CCT)	
2700K	Repl. "40" by "27"
3000K	Repl. "40" by "30"
6000K	Repl. "40" by "60"

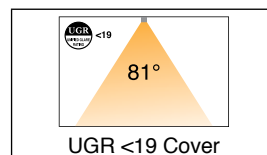
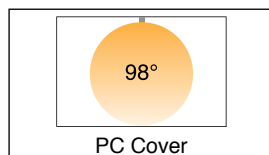

Other Housing color	
Black	Repl. "W" by "B"
Silver	Repl. "W" by "S"

# L9086

## STANDARD MODELS

	100-277 Vac 50-60 Hz
	45W (1230 mm) 90W (2449 mm)
	Build-in dimm. 0-10V / PWM (DALI/DMX opt.)
	PC cov.: 98° UGR cov.:81°
	PC cover UGR <19 cover

	2700K 3000K 4000K 6000K
	> 80 (> 90 opt.)
	White RAL 9003 Black RAL 9004 Silver RAL 9006
	IP20
	1230x90x86 mm 2449x90x86 mm



Article number	Mounting	Power	Length	Cover	CCT	Lm	Beam	H. color
LT-L9086O-45-12P40W	Surface mount	45,0 W	1230 mm	PC cover	4000K	4998	98°	White
LT-L9086O-90-25P40W		90,0 W	2449 mm			9996		
LT-L9086O-45-12U40W	Surface mount	45,0 W	1230 mm	UGR <19 cover	4000K	3998	81°	White
LT-L9086O-90-25U40W		90,0 W	2449 mm			7997		











Other mounting methods	
Susp. mount	Repl. "O" by "S"
Recess. mount	Repl. "O" by "R"

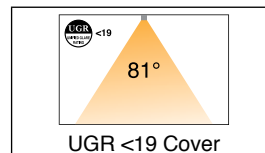
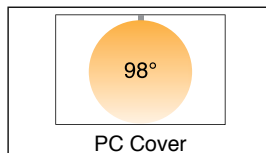
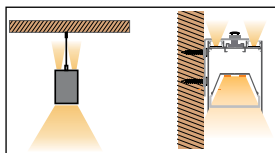

Other Light color (CCT)	
2700K	Repl. "40" by "27"
3000K	Repl. "40" by "30"
6000K	Repl. "40" by "60"

Other Housing color	
Black	Repl. "W" by "B"
Silver	Repl. "W" by "S"

# L5580D

## STANDARD MODELS

 100-277 Vac 50-60 Hz	 2700K 3000K 4000K 6000K
 44W (1230 mm) 89W (2449 mm)	 > 80 (> 90 opt.)
 Build-in dimm. 0-10V / PWM (DALI/DMX opt.)	 White RAL 9003 Black RAL 9004 Silver RAL 9006
 PC cov.: 98° UGR cov.: 81°	 IP20
 PC cover UGR <19 cover	 1230x55x80 mm 2449x55x80 mm



Article number	Mounting	Power	Length	Cover	CCT	Lumen output	Beam	H. color
LT-L5580DS-44-12P40W	Suspended mount	44,0 W	1230 mm	PC cover	4000K	4455 Lm	98°	White
LT-L5580DS-89-25P40W		89,0 W	2449 mm			8910 Lm		
LT-L5580DS-44-12U40W	Suspended mount	44,0 W	1230 mm	UGR <19 cover	4000K	3564 Lm	81°	White
LT-L5580DS-89-25U40W		89,0 W	2449 mm			7128 Lm		

Other mounting methods	
Wall Mount	Repl. "S" by "W"











Other Light color (CCT)	
2700K	Repl. "40" by "27"
3000K	Repl. "40" by "30"
6000K	Repl. "40" by "60"

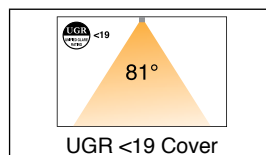
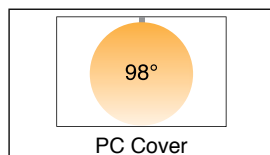
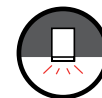
Other Housing color	
Black	Repl. "W" by "B"
Silver	Repl. "W" by "S"



# R5536

## STANDARD MODELS

 100-277 Vac 50-60 Hz	 2700K 3000K 4000K 6000K
 23W (1241 mm) 47W (2460 mm)	 > 80 (> 90 opt.)
 External dimmable 0-10V / PWM (DALI/DMX opt.)	 White RAL 9003 Black RAL 9004 Silver RAL 9006
 PC cov.: 98° UGR cov.: 81°	 IP20
 PC cover UGR <19 cover	 1241x55x36 mm 2460x55x36 mm













Article number	Mounting	Power	Length	Cover	CCT	Lm	Beam	H. color
LT-L5536R-23-12P40W	Recessed mount	23,0 W	1241 mm	PC cover	4000K	1765	98°	White
LT-L5536R-47-25P40W		47,0 W	2460 mm			3530		
LT-L5536R-23-12U40W	Recessed mount	23,0 W	1241 mm	UGR <19 cover	4000K	1412	81°	White
LT-L5536R-47-25U40W		47,0 W	2460 mm			2824		

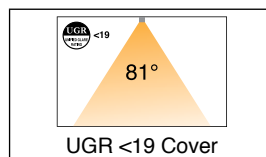
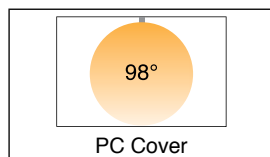

Other Light color (CCT)	
2700K	Repl. "40" by "27"
3000K	Repl. "40" by "30"
6000K	Repl. "40" by "60"

Other Housing color	
Black	Repl. "W" by "B"
Silver	Repl. "W" by "S"

# R6836

## STANDARD MODELS

 100-277 Vac 50-60 Hz	 2700K 3000K 4000K 6000K
 32W (1241 mm) 62W (2460 mm)	 > 80 (> 90 opt.)
 External dimmable 0-10V / PWM (DALI/DMX opt.)	 White RAL 9003 Black RAL 9004 Silver RAL 9006
 PC cov.: 98° UGR cov.: 81°	 IP20
 PC cover UGR <19 cover	 1241x68x36 mm 2460x68x36 mm













Article number	Mounting	Power	Length	Cover	CCT	Lm	Beam	H. color
LT-L6836R-32-12P40W	Recessed mount	32,0 W	1241 mm	PC cover	4000K	2720	98°	White
LT-L6836R-62-25P40W		62,0 W	2460 mm			5430		
LT-L6836R-32-12U40W	Recessed mount	32,0 W	1241 mm	UGR <19 cover	4000K	2176	81°	White
LT-L6836R-62-25U40W		62,0 W	2460 mm			4344		

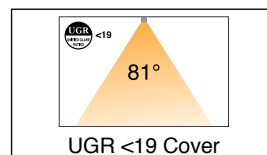
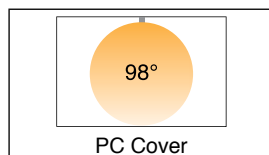
Other Light color (CCT)	
2700K	Repl. "40" by "27"
3000K	Repl. "40" by "30"
6000K	Repl. "40" by "60"

Other Housing color	
Black	Repl. "W" by "B"
Silver	Repl. "W" by "S"

# R8636

## STANDARD MODELS

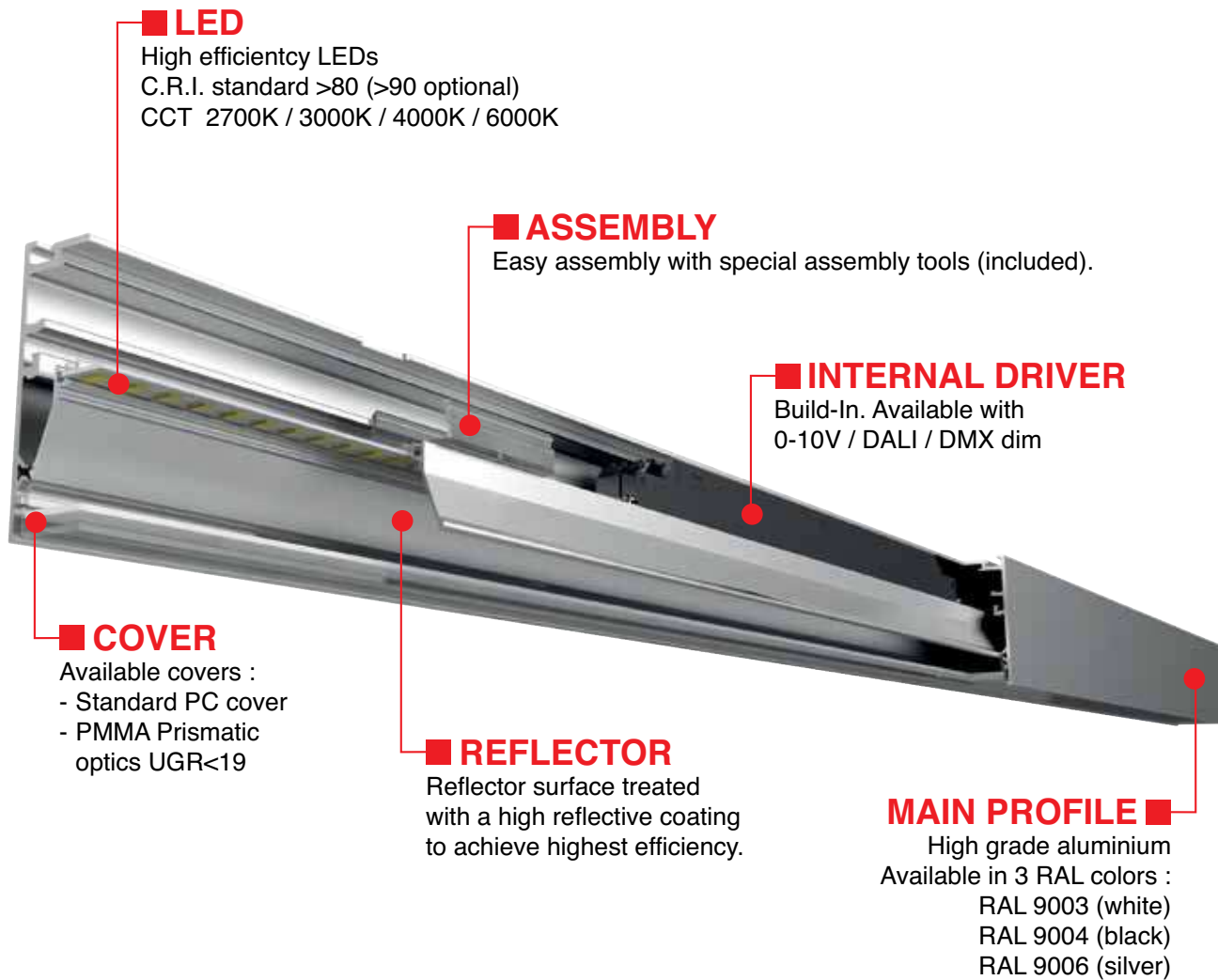
 100-277 Vac 50-60 Hz	 2700K 3000K 4000K 6000K
 34W (1241 mm) 68W (2460 mm)	 > 80 (> 90 opt.)
 External dimmable 0-10V / PWM (DALI/DMX opt.)	 White RAL 9003 Black RAL 9004 Silver RAL 9006
 PC cov.: 98° UGR cov.: 81°	 IP20
 PC cover UGR <19 cover	 1241x55x36 mm 2460x55x36 mm



Article number	Mounting	Power	Length	Cover	CCT	Lm	Beam	H. color
LT-L8636R-34-12P40W	Recessed mount	34,0 W	1241 mm	PC cover	4000K	3285	98°	White
LT-L8636R-68-25P40W		68,0 W	2460 mm			6565		
LT-L8636R-34-12U40W	Recessed mount	34,0 W	1241 mm	UGR <19 cover	4000K	2628	81°	White
LT-L8636R-68-25U40W		68,0 W	2460 mm			5252		

Other Light color (CCT)	
2700K	Repl. "40" by "27"
3000K	Repl. "40" by "30"
6000K	Repl. "40" by "60"

Other Housing color	
Black	Repl. "W" by "B"
Silver	Repl. "W" by "S"



### ■ LED

High efficiency LEDs  
C.R.I. standard >80 (>90 optional)  
CCT 2700K / 3000K / 4000K / 6000K

### ■ ASSEMBLY

Easy assembly with special assembly tools (included).

### ■ INTERNAL DRIVER

Build-In. Available with  
0-10V / DALI / DMX dim

### ■ COVER

Available covers :  
- Standard PC cover  
- PMMA Prismatic  
optics UGR<19

### ■ REFLECTOR






Reflector surface treated  
with a high reflective coating  
to achieve highest efficiency.

### ■ MAIN PROFILE

High grade aluminium  
Available in 3 RAL colors :  
RAL 9003 (white)  
RAL 9004 (black)  
RAL 9006 (silver)

# LINEAR LIGHTING OVERVIEW

## BUILD TO ORDER WITH LEDSTRIPS (CONSTANT VOLTAGE)

Article nr	Page						Dim			Size (mm)		Cover	
		Surface	Recessed	Suspend.	Wall	Up/Down	0-10V	DALI	DMX	1200	2500	PC	UGR<19
LT-L4266	142	✓	✓	✓	✓	○	✓	○	○	✓	✓	●	●
LT-L5570	143	✓	✓	✓	✓	○	✓	●	●	✓	✓	●	●
LT-L7380	144	✓	✓	✓	✓	○	✓	●	●	✓	✓	●	●
LT-L9086	145	✓	✓	✓	○	○	✓	●	●	✓	✓	●	●
LT-L5580D	146	○	○	✓	○	✓	✓	●	●	✓	✓	●	●
LT-L5536R	147	○	✓	○	○	○	✓	●	●	✓	✓	●	●
LT-L6836R	148	○	✓	○	○	○	✓	●	●	✓	✓	●	●
LT-L8636R	149	○	✓	○	○	○	✓	●	●	✓	✓	●	●






✓ Standard available






● Optional available

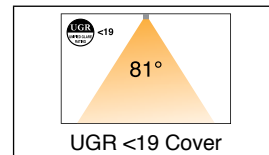
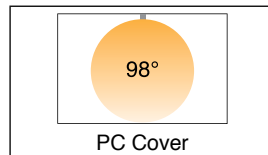
○ Not available

# L4266

## BUILD TO ORDER

 200-240 Vac 50-60 Hz
 15,0 W/m LT-ST61X mounted inside
 Build-in dimming 0-10V / PWM
 PC cov.: 98° UGR cov.: 81°
 PC cover UGR <19 cover

 2700K 3000K 4000K 6000K
 > 80 (> 90 opt.)
 White RAL 9003 Black RAL 9004 Silver RAL 9006
 IP20
 Section 42x66 mm








Article number	Cover	CCT	Mounting	Lumen output	Beam	Housing color	Length
LT-L4266-40-S-O	PC cover	4000K	Surface mount	2008 Lm/m 4000K (LEDstrip only)	98°	Silver	To specify (per 5 cm)
LT-L4266-40-B-O						Black	
LT-L4266-40-W-O						White	
LT-L4266-U-40-S-O	UGR <19 cover	4000K	Surface mount	2008 Lm/m 4000K (LEDstrip only)	81°	Silver	To specify (per 5 cm)
LT-L4266-U-40-B-O						Black	
LT-L4266-U-40-W-O						White	






Other mounting methods	
Susp. mount	Repl. "O" by "S"
Recess. mount	Repl. "O" by "R"
Wall Mount	Repl. "O" by "W"

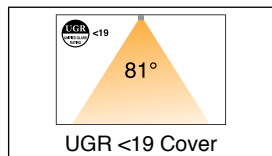
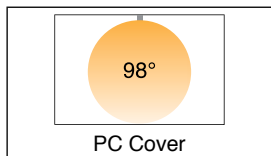
Other Light color (CCT)	
2700K	Repl. "40" by "27"
3000K	Repl. "40" by "30"
6000K	Repl. "40" by "60"

# L5570

## BUILD TO ORDER

	200-240 Vac 50-60 Hz
	25,0 W/m LT-ST62X mounted inside
	Build-in Dim 0-10V / PWM (DALI/DMX opt.)
	PC cov.: 98° UGR cov.: 81°
	PC cover UGR <19 cover

	2700K 3000K 4000K 6000K
	> 80 (> 90 opt.)
	White RAL 9003 Black RAL 9004 Silver RAL 9006
	IP20
	Section 55x70 mm



Article number	Cover	CCT	Mounting	Lumen output	Beam	Housing color	Length
LT-L5570-40-S-O	PC cover	4000K	Surface mount	3378 Lm/m 4000K (LEDstrip only)	98°	Silver	To specify (per 5 cm)
LT-L5570-40-B-O						Black	
LT-L5570-40-W-O						White	
LT-L5570-U-40-S-O	UGR <19 cover	4000K	Surface mount	3378 Lm/m 4000K (LEDstrip only)	81°	Silver	To specify (per 5 cm)
LT-L5570-U-40-B-O						Black	
LT-L5570-U-40-W-O						White	






Other mounting methods	
Susp. mount	Repl. "O" by "S"
Recess. mount	Repl. "O" by "R"
Wall Mount	Repl. "O" by "W"






Other Light color (CCT)	
2700K	Repl. "40" by "27"
3000K	Repl. "40" by "30"
6000K	Repl. "40" by "60"

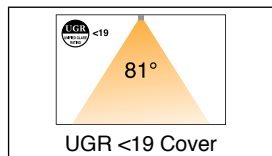
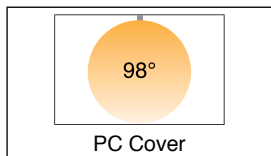
Other dimming	
DALI dim	Add "DA" to art.nr
DMX dim	Add "DMX" to art.nr

# L7380

## BUILD TO ORDER

	200-240 Vac 50-60 Hz
	30,0 W/m LT-ST63X mounted inside
	Build-in Dim 0-10V / PWM (DALI/DMX opt.)
	PC cov.: 98° UGR cov.: 81°
	PC cover UGR <19 cover

	2700K 3000K 4000K 6000K
	> 80 (> 90 opt.)
	White RAL 9003 Black RAL 9004 Silver RAL 9006
	IP20
	Section 73x80 mm



Article number	Cover	CCT	Mounting	Lumen output	Beam	Housing color	Length
LT-L7380-40-S-O	PC cover	4000K	Surface mount	4016 Lm/m 4000K (LEDstrip only)	98°	Silver	To specify (per 5 cm)
LT-L7380-40-B-O						Black	
LT-L7380-40-W-O						White	
LT-L7380-U-40-S-O	UGR <19 cover	4000K	Surface mount	4016 Lm/m 4000K (LEDstrip only)	81°	Silver	To specify (per 5 cm)
LT-L7380-U-40-B-O						Black	
LT-L7380-U-40-W-O						White	

Other mounting methods	
Susp. mount	Repl. "O" by "S"
Recess. mount	Repl. "O" by "R"
Wall Mount	Repl. "O" by "W"






Other Light color (CCT)	
2700K	Repl. "40" by "27"
3000K	Repl. "40" by "30"
6000K	Repl. "40" by "60"






Other dimming	
DALI dim	Add "DA" to art.nr
DMX dim	Add "DMX" to art.nr

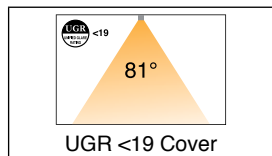
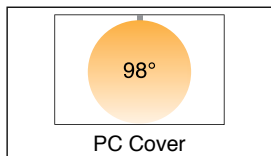


# L9086

## BUILD TO ORDER

	200-240 Vac 50-60 Hz
	40,0 W/m LT-ST64X mounted inside
	Build-in Dim 0-10V / PWM (DALI/DMX opt.)
	PC cov.: 98° UGR cov.: 81°
	PC cover UGR <19 cover

	2700K 3000K 4000K 6000K
	> 80 (> 90 opt.)
	White RAL 9003 Black RAL 9004 Silver RAL 9006
	IP20
	Section 90x86 mm



Article number	Cover	CCT	Mounting	Lumen output	Beam	Housing color	Length
LT-L9086-40-S-O	PC cover	4000K	Surface mount	5322 Lm/m 4000K (LEDstrip only)	98°	Silver	To specify (per 5 cm)
LT-L9086-40-B-O						Black	
LT-L9086-40-W-O						White	
LT-L9086-U-40-S-O	UGR <19 cover	4000K	Surface mount	5322 Lm/m 4000K (LEDstrip only)	81°	Silver	To specify (per 5 cm)
LT-L9086-U-40-B-O						Black	
LT-L9086-U-40-W-O						White	






Other mounting methods	
Susp. mount	Repl. "O" by "S"
Recess. mount	Repl. "O" by "R"






Other Light color (CCT)	
2700K	Repl. "40" by "27"
3000K	Repl. "40" by "30"
6000K	Repl. "40" by "60"

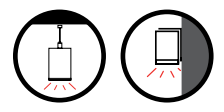
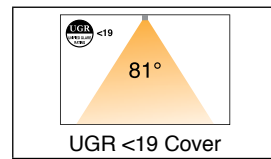
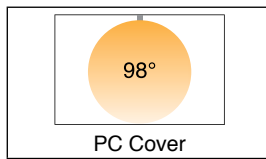
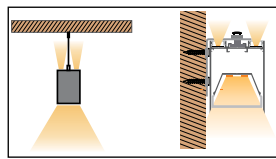

Other dimming	
DALI dim	Add "DA" to art.nr
DMX dim	Add "DMX" to art.nr

# L5580D

## BUILD TO ORDER

	200-240 Vac 50-60 Hz
	Up: 2x 7,2 W/m mounted inside Down: 25,0 W/m LT-ST62X mounted inside
	Build-in Dim 0-10V / PWM (DALI/DMX opt.)
	PC cov.: 98° UGR cov.: 81°
	Up: PC cover Down: PC cover UGR <19 cover

	2700K 3000K 4000K 6000K
	> 80 (> 90 opt.)
	White RAL 9003 Black RAL 9004 Silver RAL 9006
	IP20
	Section 55x80 mm



Article number	Cover	CCT	Mounting	Lumen output	Beam	Housing color	Length
LT-L5580D-40-S-S	PC cover	4000K	Suspended mount	Up: 2x 834 Lm/m 4000K Down: 3378 Lm/m 4000K (LEDstrip only)	Down: 98°	Silver	To specify (per 5 cm)
LT-L5580D-40-B-S						Black	
LT-L5580D-40-W-S						White	
LT-L5580D-U-40-S-S	UGR <19 cover	4000K	Suspended mount		Down: 81°	Silver	To specify (per 5 cm)
LT-L5580D-U-40-B-S						Black	
LT-L5580D-U-40-W-S						White	











Other mounting methods	
Wall Mount	Repl. "S" by "W"

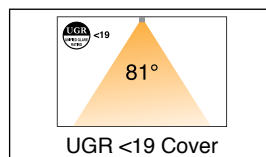
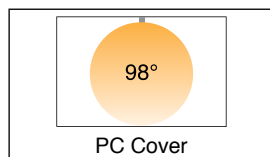
Other Light color (CCT)	
2700K	Repl. "40" by "27"
3000K	Repl. "40" by "30"
6000K	Repl. "40" by "60"

Other dimming	
DALI dim	Add "DA" to art.nr
DMX dim	Add "DMX" to art.nr

# L5536R

## BUILD TO ORDER

 200-240 Vac 50-60 Hz	 2700K 3000K 4000K 6000K
 20,0 W/m LT-ST66X mounted inside	 > 80 (> 90 opt.)
 External dimmable Dim 0-10V / PWM (DALI/DMX opt.)	 White RAL 9003 Black RAL 9004 Silver RAL 9006
 PC cov.: 98° UGR cov.: 81°	 IP20
 PC cover UGR <19 cover	 Section 55x36 mm













Article number	Cover	CCT	Mounting	Lumen output	Beam	Housing color	Length
LT-L5536R-40-S	PC cover	4000K	Recessed mount	2717 Lm/m 4000K (LEDstrip only)	98°	Silver	To specify (per 5 cm)
LT-L5536R-40-B						Black	
LT-L5536R-40-W						White	
LT-L5536R-U-40-S	UGR <19 cover	4000K	Recessed mount	2717 Lm/m 4000K (LEDstrip only)	81°	Silver	To specify (per 5 cm)
LT-L5536R-U-40-B						Black	
LT-L5536R-U-40-W						White	

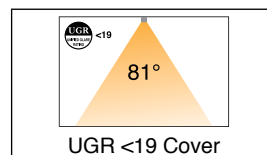
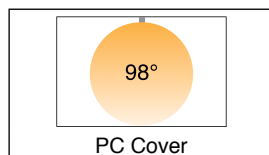
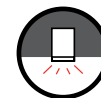

Other Light color (CCT)	
2700K	Repl. "40" by "27"
3000K	Repl. "40" by "30"
6000K	Repl. "40" by "60"

Other dimming	
DALI dim	Add "DA" to art.nr
DMX dim	Add "DMX" to art.nr

# L6836R

## BUILD TO ORDER

 200-240 Vac 50-60 Hz	 2700K 3000K 4000K 6000K
 25,0 W/m LT-ST67X mounted inside	 > 80 (> 90 opt.)
 External dimmable Dim 0-10V / PWM (DALI/DMX opt.)	 White RAL 9003 Black RAL 9004 Silver RAL 9006
 PC cov.: 98° UGR cov.: 81°	 IP20
 PC cover UGR <19 cover	 Section 68x36 mm













Article number	Cover	CCT	Mounting	Lumen output	Beam	Housing color	Length
LT-L6836R-40-S	PC cover	4000K	Recessed mount	3326 Lm/m 4000K (LEDstrip only)	98°	Silver	To specify (per 5 cm)
LT-L6836R-40-B						Black	
LT-L6836R-40-W						White	
LT-L6836R-U-40-S	UGR <19 cover	4000K	Recessed mount	3326 Lm/m 4000K (LEDstrip only)	81°	Silver	To specify (per 5 cm)
LT-L6836R-U-40-B						Black	
LT-L6836R-U-40-W						White	

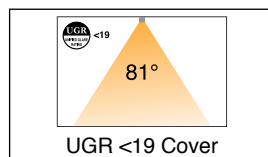
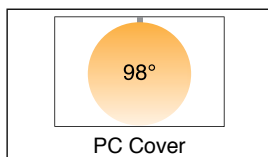
Other Light color (CCT)	
2700K	Repl. "40" by "27"
3000K	Repl. "40" by "30"
6000K	Repl. "40" by "60"

Other dimming	
DALI dim	Add "DA" to art.nr
DMX dim	Add "DMX" to art.nr

# L8636R

## BUILD TO ORDER

 200-240 Vac 50-60 Hz	 2700K 3000K 4000K 6000K
 30,0 W/m LT-ST68X mounted inside	 > 80 (> 90 opt.)
 External dimmable Dim 0-10V / PWM (DALI/DMX opt.)	 White RAL 9003 Black RAL 9004 Silver RAL 9006
 PC cov.: 98° UGR cov.: 81°	 IP20
 PC cover UGR <19 cover	 Section 86x36 mm



Article number	Cover	CCT	Mounting	Lumen output	Beam	Housing color	Length
LT-L8636R-40-S	PC cover	4000K	Recessed mount	4066 Lm/m 4000K (LEDstrip only)	98°	Silver	To specify (per 5 cm)
LT-L8636R-40-B						Black	
LT-L8636R-40-W						White	
LT-L8636R-U-40-S	UGR <19 cover	4000K	Recessed mount	4066 Lm/m 4000K (LEDstrip only)	81°	Silver	To specify (per 5 cm)
LT-L8636R-U-40-B						Black	
LT-L8636R-U-40-W						White	

Other Light color (CCT)	
2700K	Repl. "40" by "27"
3000K	Repl. "40" by "30"
6000K	Repl. "40" by "60"











Other dimming	
DALI dim	Add "DA" to art.nr
DMX dim	Add "DMX" to art.nr

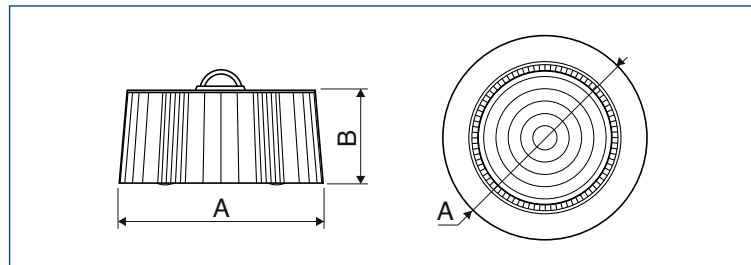
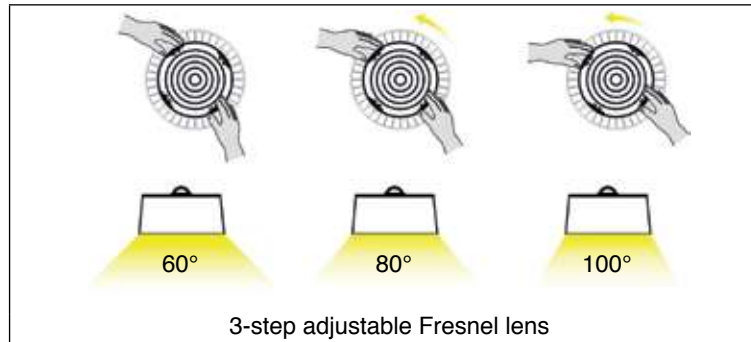




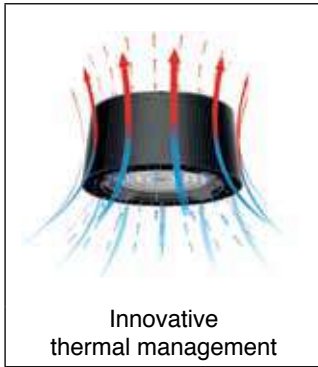
**HIGH BAY**  
**AIMLED** *By*  
**Lumotronic**®  
EXCLUSIVE BENELUX DISTRIBUTOR



	100-277 Vac 50-60 Hz		> 70 (higher CRI on demand)
	80W, 100W, 120W 150W, 180W		- 1-10V dim - DALI dim
	60° + 80° + 100° (adjustable)		Black
	Fresnel lens		Suspended mount
	4500-5500K Other CCT on demand		IP42 (indoor)







Art. No	Power	Driver	CCT	Dimming	Lumen	Efficiency	SIZE (MM)	
							A	B
HBA01-08032	80 W	Meanwell ELG	4500-5500K	1-10V	12000 Lm	150 Lm/W	Ø 270	130
HBA01-10032	100 W				15000 Lm			
HBA01-12032	120 W				18000 Lm			
HBA01-15032	150 W				22500 Lm			
HBA01-18031	180 W	Meanwell HLG			27000 Lm			
HBA01-08032(DA)	80 W	Meanwell ELG	4500-5500K	DALI dim	12000 Lm	150 Lm/W	Ø 270	130
HBA01-10032(DA)	100 W				15000 Lm			
HBA01-12032(DA)	120 W				18000 Lm			
HBA01-15032(DA)	150 W				22500 Lm			
HBA01-18031(DA)	180 W	Inventronics			27000 Lm			

Other light colors (CCT) available on request (2700-3300K / 5500-6500K).

CRI >80 available on request (only for 3000K and 4000K).















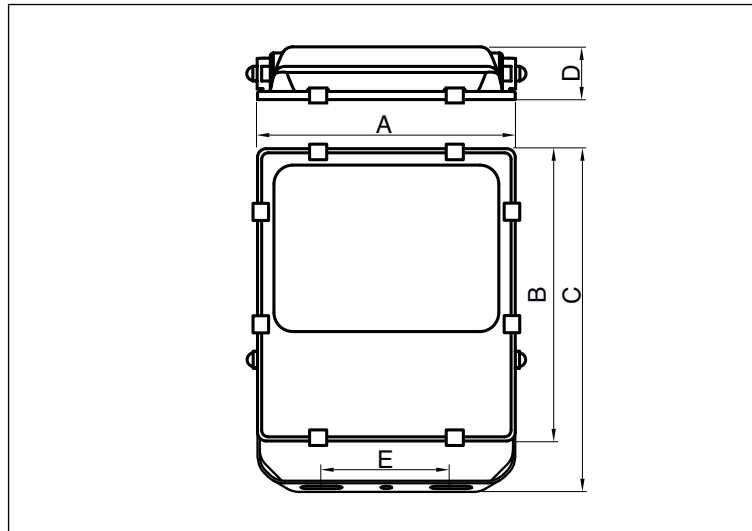
# FLOOD LIGHTS

**Lumotronic**<sup>©</sup>  
LED LIGHTING & ELECTRONIC COMPONENTS

# FLOODLIGHT SERIES




	100-240 Vac 50-60 Hz		2800-3200K 4000-4500K 5500-6500K
	50W, 70W, 100W, 150W, 200W		> 70
	Build-In driver		Anthracite
	2835 SMD		Mounting bracket
	120°		IP65



## FLOODLIGHT SERIES

Art. No.	PWR	Driver	Light Color	Lumen	SIZE (mm)				
					A	B	C	D	E
LT-IL12050-B-WW	50W	Build-In	2800-3200K	7000 Lm	256,00	297,50	350,35	68,90	116,00
LT-IL12050-B-NW			4000-4500K	7250 Lm					
LT-IL12050-B-CW			5500-6500K	7500 Lm					
LT-IL12070-B-WW	70W	Build-In	2800-3200K	9800 Lm	256,00	297,50	350,35	68,90	116,00
LT-IL12070-B-NW			4000-4500K	10150 Lm					
LT-IL12070-B-CW			5500-6500K	10500 Lm					
LT-IL12100-B-WW	100W	Build-In	2800-3200K	14000 Lm	298,40	338,00	396,88	68,40	150,00
LT-IL12100-B-NW			4000-4500K	14500 Lm					
LT-IL12100-B-CW			5500-6500K	15000 Lm					
LT-IL12150-B-WW	150W	Build-In	2800-3200K	21000 Lm	337,40	373,00	440,38	68,40	190,00
LT-IL12150-B-NW			4000-4500K	21750 Lm					
LT-IL12150-B-CW			5500-6500K	22500 Lm					
LT-IL12200-B-WW	200W	Build-In	2800-3200K	29000Lm	375,00	420,00	499,90	68,40	220,00
LT-IL12200-B-NW			4000-4500K	29500 Lm					
LT-IL12200-B-CW			5500-6500K	30000 Lm					





# TRI PROOF LAMPS












**Lumotronic**<sup>©</sup>  
LED LIGHTING & ELECTRONIC COMPONENTS



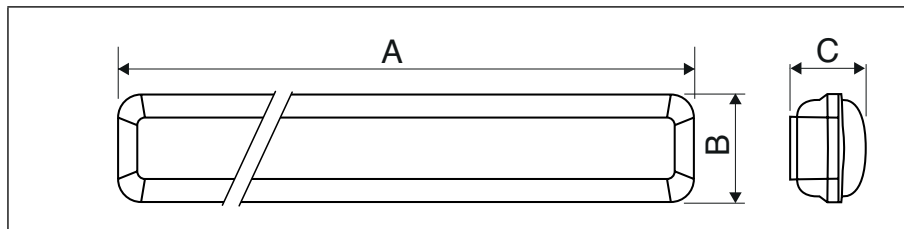


# LL10 TRI PROOF SERIES



 180-265 Vac 50-60 Hz	 2800-3200K (WW) 3800-4200K (NW) 4900-5300K (CW)
 4" : 40,0 W 5" : 56,0 W	 > 80
 2835 SMD	 Surface mount
 120°	 IK08
 Striped clear cover Semi frosted cover Frosted cover	 IP65
 Stainless steel	

Art. No.	Power	Light Color	Lumen	Cover	SIZE (mm)		
					A	B	C
LT-LL10-4-40-NW-F	40,0 W	3800-4200K	4900 Lm	Frosted	1265	112	72
LT-LL10-5-56-NW-F	56,0 W	3800-4200K	6400 Lm	Frosted	1565	112	72



Other Light color (CCT)	
2800-3200K (WW)	Repl. "NW" by "WW"
4900-5300K (CW)	Repl. "NW" by "CW"

Other cover	
Clear cover	Repl. "F" by "C"
Semi-Frosted cover	Repl. "F" by "S"



## NOTE'S :

Indien onze aankooprijzen en/of de transportkosten wijzigen, of als zich valuta schommelingen op de wereldmarkt voordoen, heeft Lumotronic het recht om de in deze catalogus opgegeven prijzen te wijzigen of aan te passen.

Lumotronic kan ook op geen enkele wijze verantwoordelijk worden gesteld voor eventuele drukfouten in deze catalogus. Onder drukfouten bedoelen wij prijzen, technische gegevens, afbeeldingen en alle andere mogelijke informatie.

Si nos prix d'achat et/ou les coûts de transport changent ou s'il y a des fluctuations des devises sur le marché mondial, Lumotronic se réserve le droit de modifier ou d'ajuster les prix indiqués dans ce catalogue.

Lumotronic ne peut en aucun cas être tenu responsable pour des erreurs d'impression contenues dans ce catalogue. Par erreurs d'impression, nous entendons les prix, les données techniques, les images et toutes les autres informations possibles.

Wenn sich unsere Einkaufspreise und/oder Transportkosten ändern, oder auf dem Weltmarkt Währungsschwankungen auftreten, hat Lumotronic das Recht, die in diesem Katalog angegebenen Preise anzupassen.

Lumotronic kann auch nicht für Druckfehler in diesem Katalog verantwortlich gestellt werden. Unter Druckfehler verstehen wir Preise, technische Daten, Bilder und alle anderen möglichen Informationen.

If our purchase prices and/or transport costs change or if currency fluctuations occur on the world market, Lumotronic has the right to adjust the prices stated in this catalog.

Lumotronic can also in no way be held responsible for any printing errors in this catalog. By printing errors we mean prices, technical data, images and all other possible information.



Prinsenweg 9 Bus 7  
B-3700 Tongeren  
Belgium

Tel. +32 (0)12 231 031  
+32 (0)12 231 032  
Fax +32 (0)12 234 118

**CONTACT**

[www.lumotronic.eu](http://www.lumotronic.eu)  
[sales@lumotronic.eu](mailto:sales@lumotronic.eu)